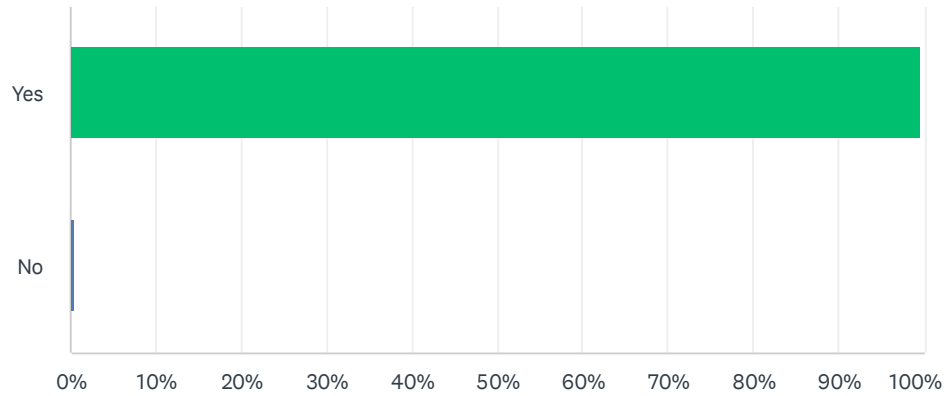


Q1 Are you a resident of Glen Rock?

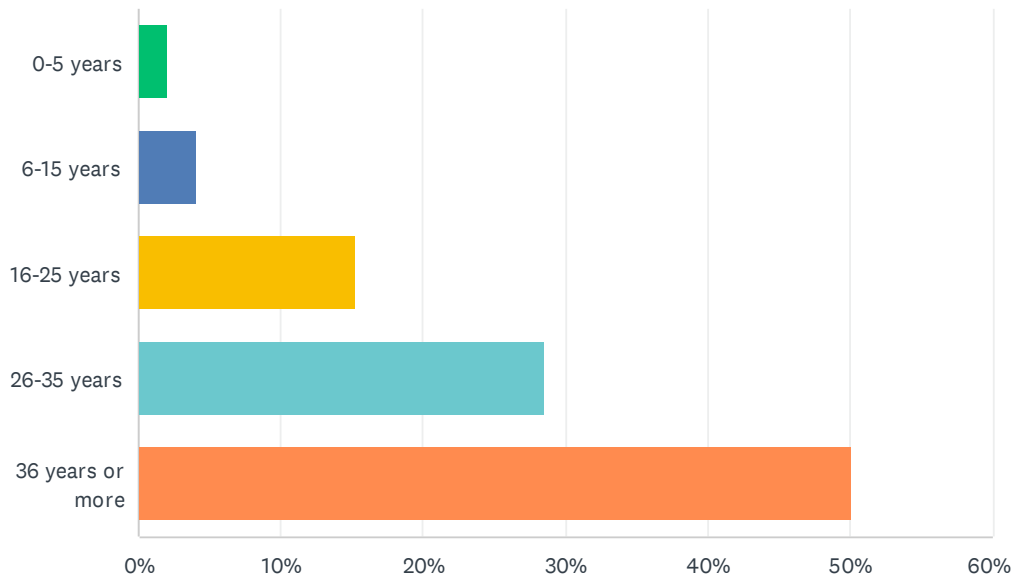
Answered: 493 Skipped: 6



ANSWER CHOICES	RESPONSES	
Yes	99.59%	491
No	0.41%	2
TOTAL		493

Q2 How long have you lived in Glen Rock?

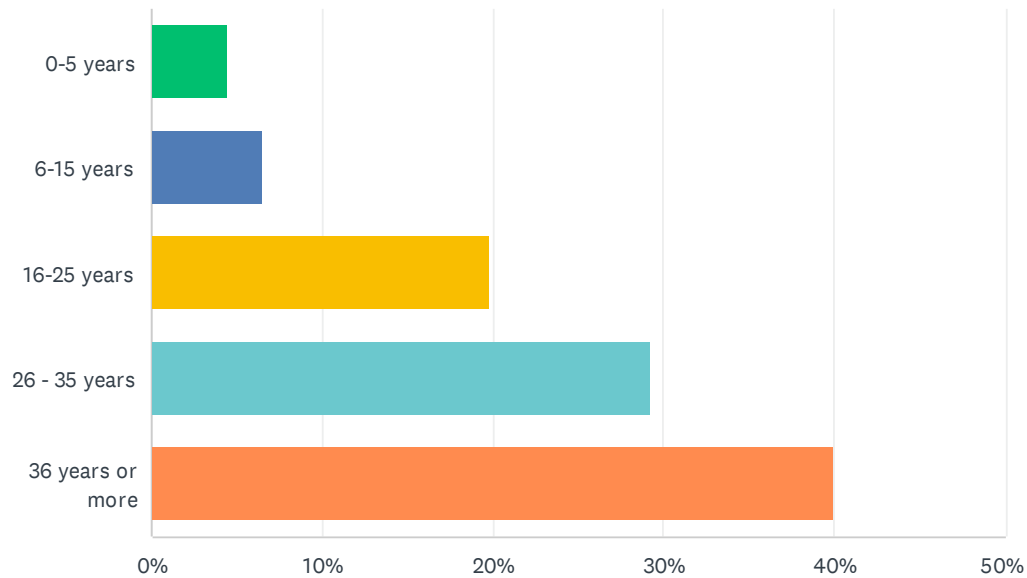
Answered: 494 Skipped: 5



ANSWER CHOICES		RESPONSES	
0-5 years		2.02%	10
6-15 years		4.05%	20
16-25 years		15.18%	75
26-35 years		28.54%	141
36 years or more		50.20%	248
TOTAL			494

Q3 How long have you lived in your current residence?

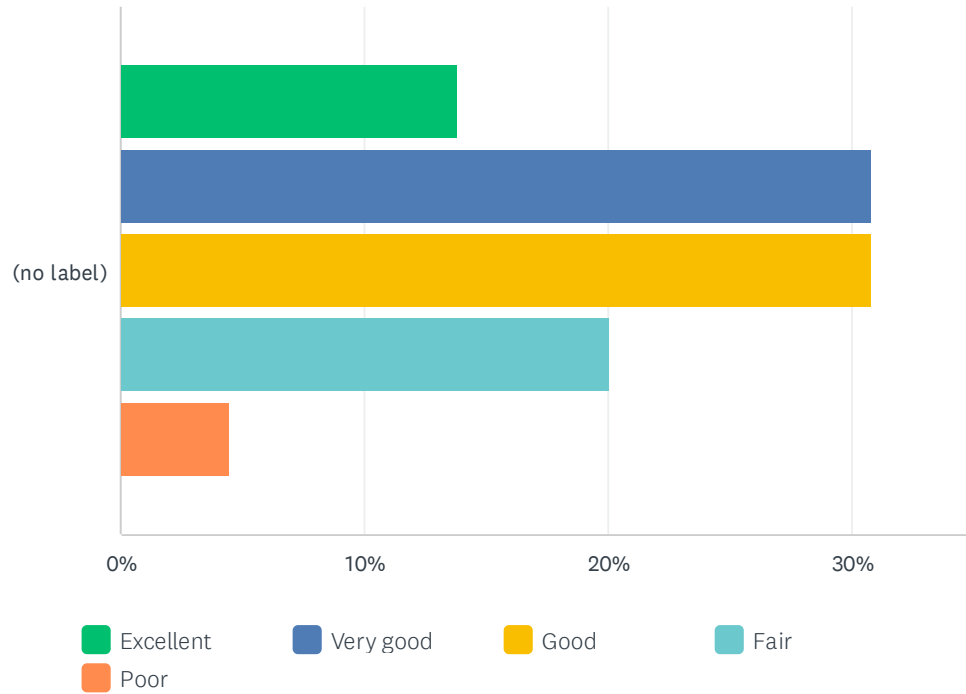
Answered: 493 Skipped: 6



ANSWER CHOICES		RESPONSES	
0-5 years		4.46%	22
6-15 years		6.49%	32
16-25 years		19.88%	98
26 - 35 years		29.21%	144
36 years or more		39.96%	197
TOTAL			493

Q4 How would you rate Glen Rock as a place for people to live as they age?

Answered: 493 Skipped: 6



	EXCELLENT	VERY GOOD	GOOD	FAIR	POOR	TOTAL	WEIGHTED AVERAGE
(no label)	13.79%	30.83%	30.83%	20.08%	4.46%	493	2.71
	68	152	152	99	22		

Q5 Please tell us three of the most POSITIVE things about living in Glen Rock as you grow older.

Answered: 448 Skipped: 51

ANSWER CHOICES	RESPONSES	
1.	100.00%	448
2.	94.20%	422
3.	85.71%	384

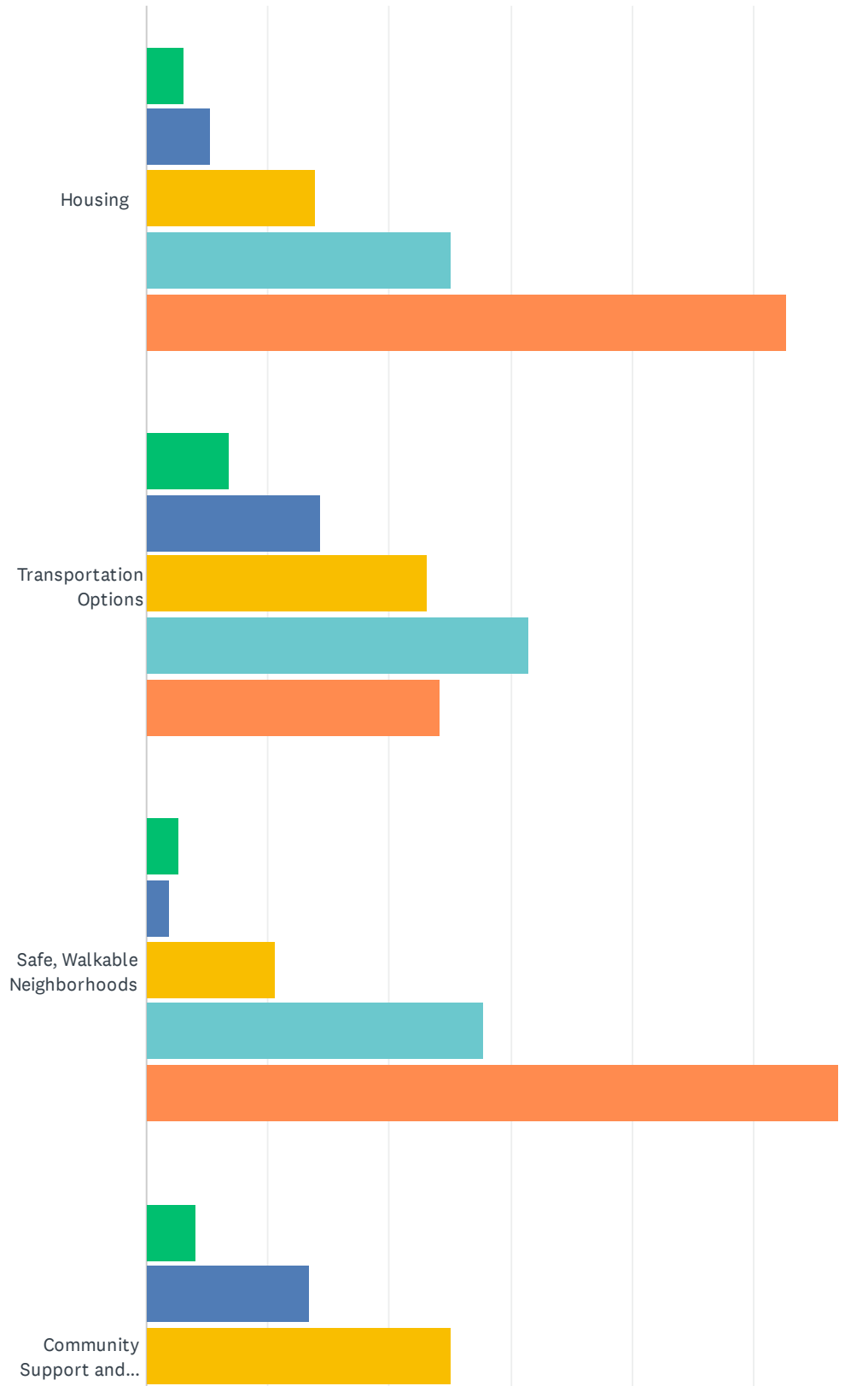
Q6 Please tell us three of the most NEGATIVE things about living in Glen Rock as you grow older.

Answered: 432 Skipped: 67

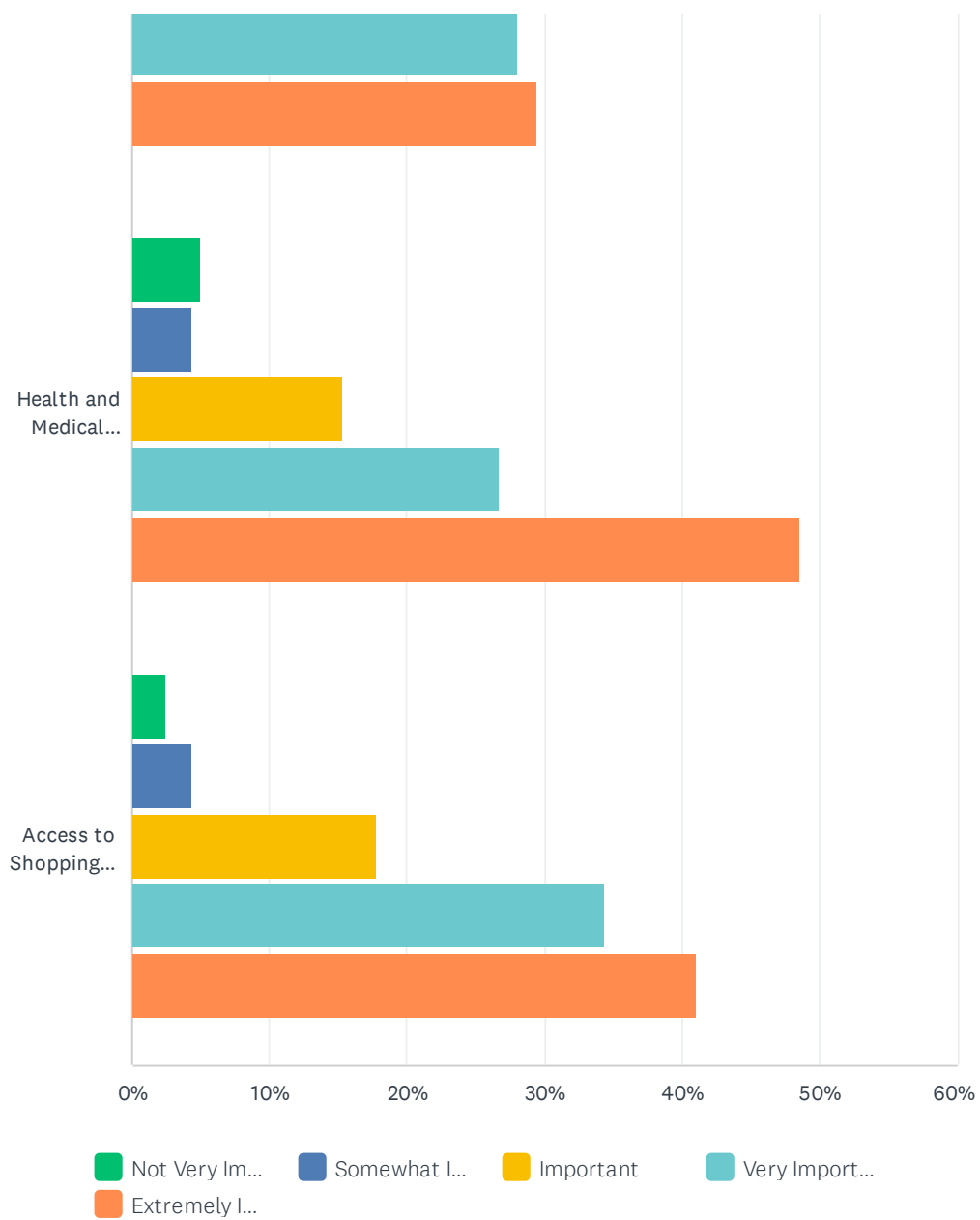
ANSWER CHOICES	RESPONSES	
1.	100.00%	432
2.	80.09%	346
3.	65.28%	282

Q7 When thinking about the quality of your life over the next ten years, please rank the importance of these INDIVIDUALLY.

Answered: 488 Skipped: 11



Age Friendly - Senior Survey

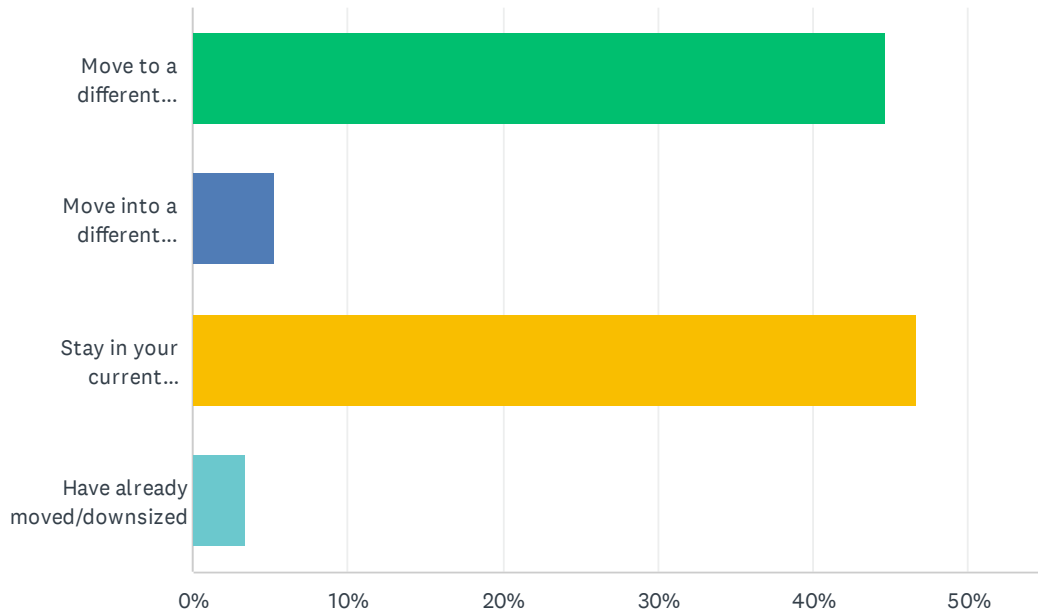


Age Friendly - Senior Survey

	NOT VERY IMPORTANT	SOMEWHAT IMPORTANT	IMPORTANT	VERY IMPORTANT	EXTREMELY IMPORTANT	TOTAL	WEIGHTED AVERAGE
Housing	3.11% 15	5.19% 25	13.90% 67	25.10% 121	52.70% 254	482	4.19
Transportation Options	6.83% 33	14.29% 69	23.19% 112	31.47% 152	24.22% 117	483	3.52
Safe, Walkable Neighborhoods	2.71% 13	1.88% 9	10.65% 51	27.77% 133	56.99% 273	479	4.34
Community Support and Services (recreation activities, social groups, classes, general assistance)	4.12% 20	13.37% 65	25.10% 122	27.98% 136	29.42% 143	486	3.65
Health and Medical Services	4.97% 24	4.35% 21	15.32% 74	26.71% 129	48.65% 235	483	4.10
Access to Shopping (Grocery and Other)	2.47% 12	4.33% 21	17.73% 86	34.43% 167	41.03% 199	485	4.07

Q8 Thinking about your future years, are you more likely to move to a different community, move to a different residence within Glen Rock, or stay in your current residence in Glen Rock and never move? [CHECK ONLY ONE]

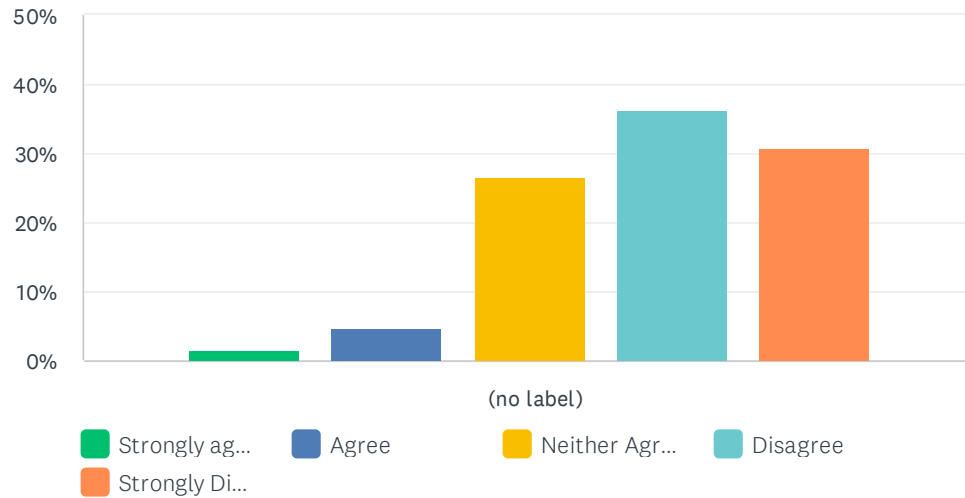
Answered: 439 Skipped: 60



ANSWER CHOICES	RESPONSES	
Move to a different community	44.65%	196
Move into a different residence within Glen Rock	5.24%	23
Stay in your current residence and never move	46.70%	205
Have already moved/downsized	3.42%	15
TOTAL		439

Q9 Please react to this statement: Glen Rock has excellent housing options for adults 55 and over in terms of variety, affordability, safety, etc.

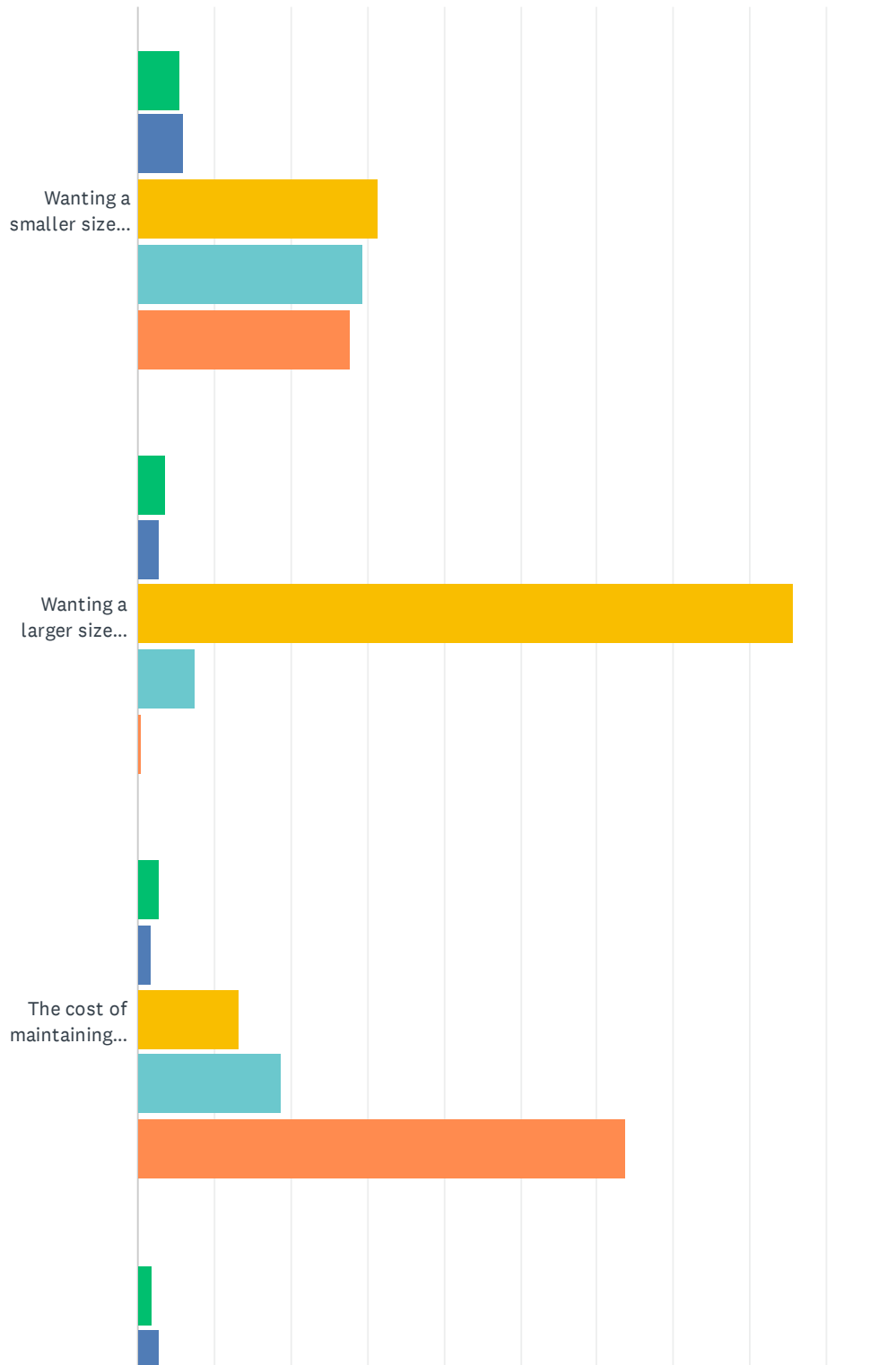
Answered: 442 Skipped: 57



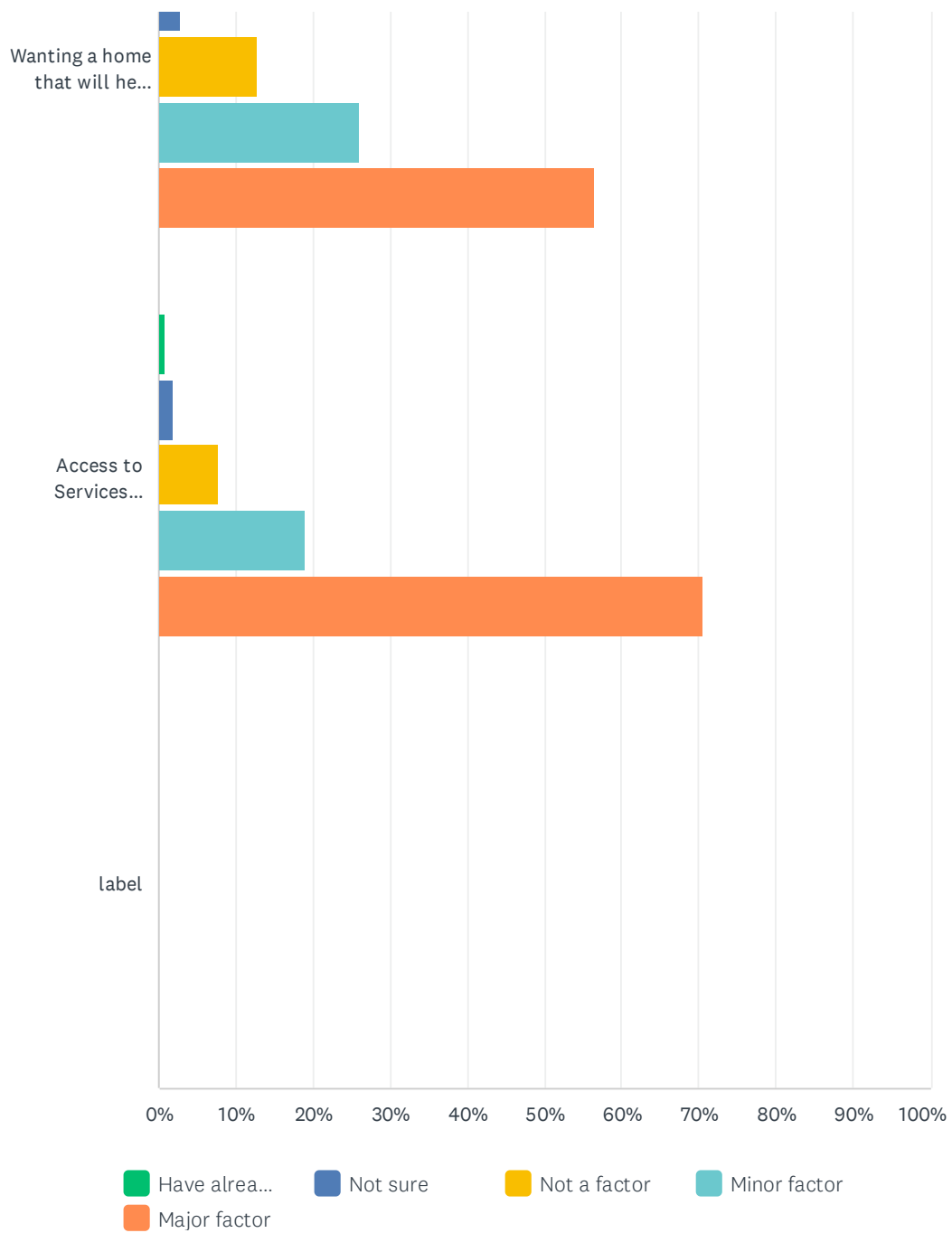
	STRONGLY AGREE	AGREE	NEITHER AGREE NOR DISAGREE	DISAGREE	STRONGLY DISAGREE	TOTAL	WEIGHTED AVERAGE
(no label)	1.58% 7	4.75% 21	26.70% 118	36.20% 160	30.77% 136	442	3.90

Q10 Some people find that they need or want to move out of their home as they get older. If you were to consider moving out of your current residence, would the following be a major factor, a minor factor, or not a factor at all in your decision to move?

Answered: 440 Skipped: 59



Age Friendly - Senior Survey

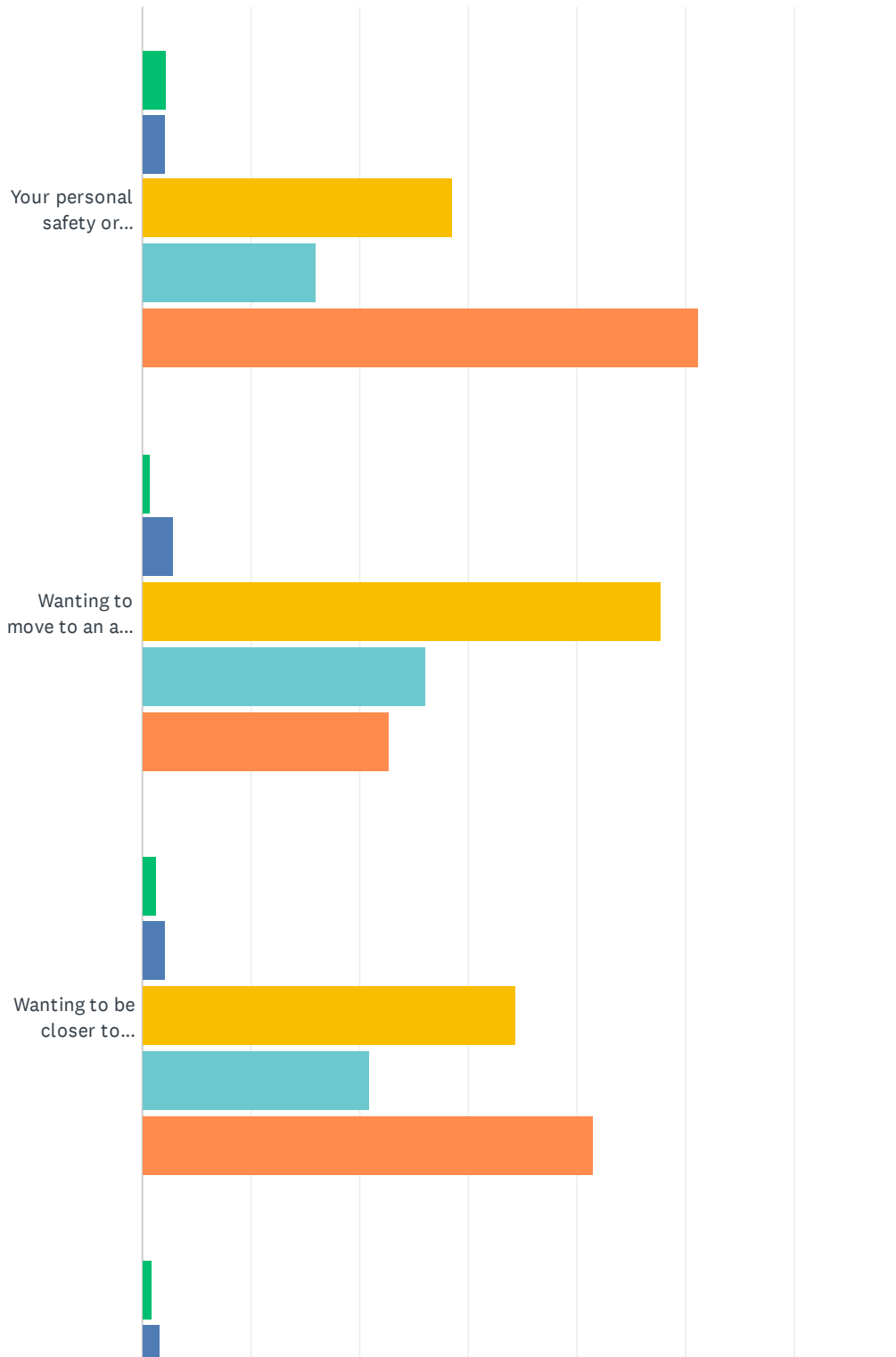


Age Friendly - Senior Survey

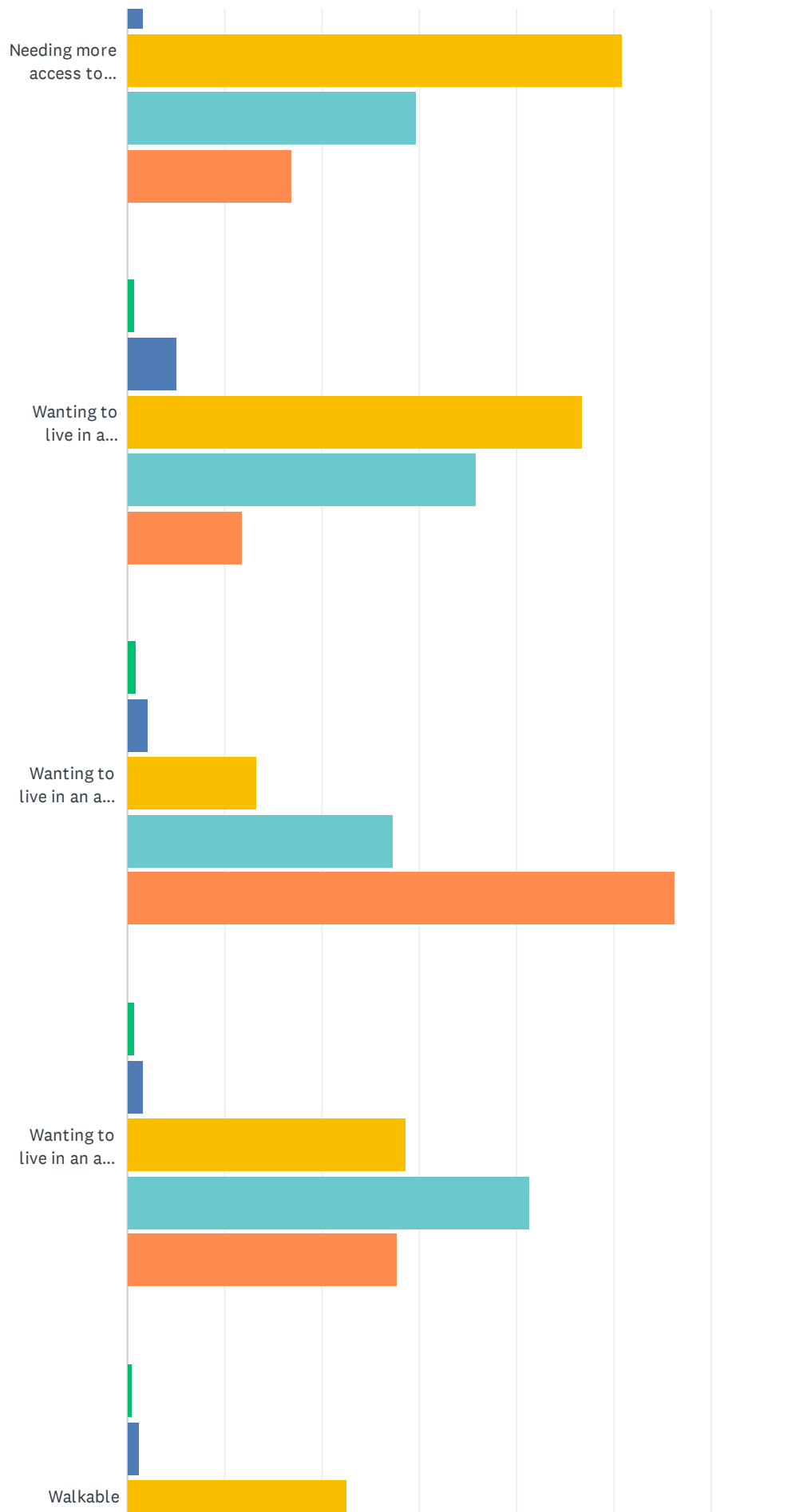
	HAVE ALREADY MOVED/DOWNSIZED	NOT SURE	NOT A FACTOR	MINOR FACTOR	MAJOR FACTOR	TOTAL	WEIGHTED AVERAGE
Wanting a smaller size home	5.50% 24	5.96% 26	31.42% 137	29.36% 128	27.75% 121	436	1.73
Wanting a larger size home	3.56% 15	2.85% 12	85.75% 361	7.36% 31	0.48% 2	421	1.02
The cost of maintaining your current residence	2.77% 12	1.62% 7	13.16% 57	18.71% 81	63.74% 276	433	2.42
Wanting a home that will help you live independently as you age, for example a home without stairs	1.85% 8	2.77% 12	12.70% 55	26.10% 113	56.58% 245	433	2.35
Access to Services (Shopping, Dining, Social, Medical)	0.92% 4	1.85% 8	7.62% 33	18.94% 82	70.67% 306	433	2.58
label	0.00% 0	0.00% 0	0.00% 0	0.00% 0	0.00% 0	0	0.00

Q11 Some people find that they need or want to move out of their community as they get older. If you were to consider moving out of Glen Rock, would the following be a major factor, a minor factor, or not a factor at all in your decision to move?

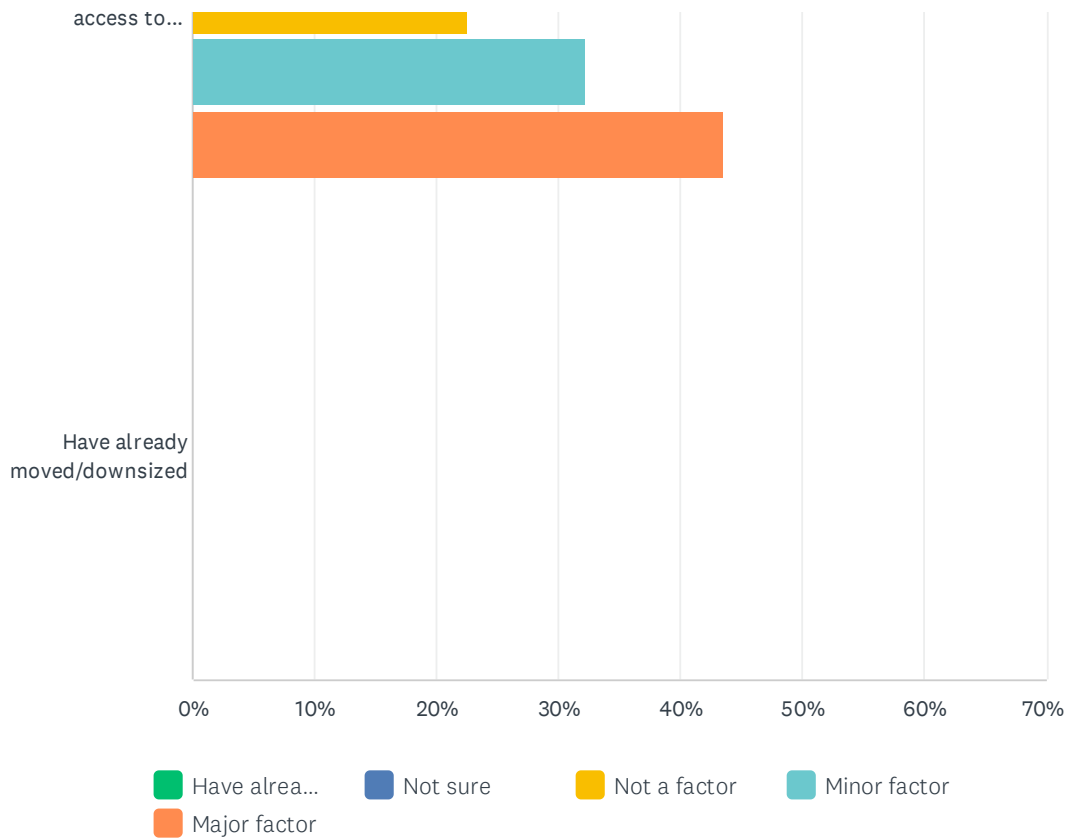
Answered: 440 Skipped: 59



Age Friendly - Senior Survey



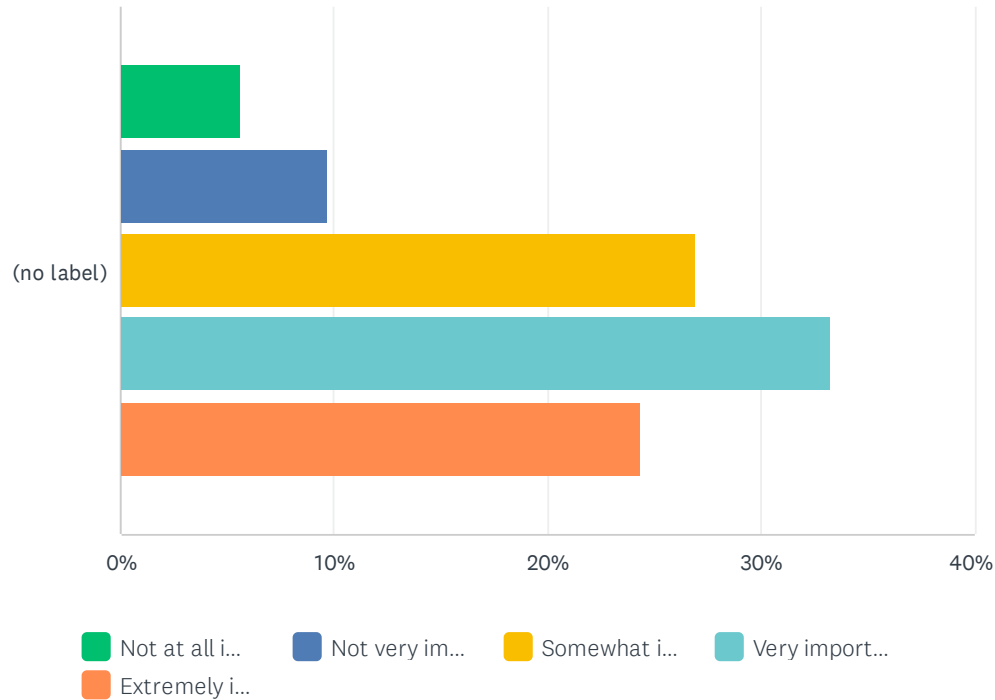
Age Friendly - Senior Survey



	HAVE ALREADY MOVED/DOWNSIZED	NOT SURE	NOT A FACTOR	MINOR FACTOR	MAJOR FACTOR	TOTAL	WEIGHTED AVERAGE
Your personal safety or security concerns	2.30% 10	2.07% 9	28.57% 124	15.90% 69	51.15% 222	434	2.14
Wanting to move to an area that has better health care facilities	0.69% 3	2.77% 12	47.81% 207	26.10% 113	22.63% 98	433	1.68
Wanting to be closer to family	1.37% 6	2.06% 9	34.32% 150	20.82% 91	41.42% 181	437	2.00
Needing more access to public transportation	0.92% 4	1.61% 7	50.92% 221	29.72% 129	16.82% 73	434	1.61
Wanting to live in a different climate	0.69% 3	5.08% 22	46.65% 202	35.80% 155	11.78% 51	433	1.54
Wanting to live in an area that has a lower cost of living	0.92% 4	2.07% 9	13.33% 58	27.36% 119	56.32% 245	435	2.37
Wanting to live in an area with better opportunities for social interaction	0.69% 3	1.62% 7	28.64% 124	41.34% 179	27.71% 120	433	1.94
Walkable access to shopping and dining	0.46% 2	1.16% 5	22.51% 97	32.25% 139	43.62% 188	431	2.18
Have already moved/downsized	0.00% 0	0.00% 0	0.00% 0	0.00% 0	0.00% 0	0	0.00

Q12 How important is it for you to remain in Glen Rock for as long as possible?

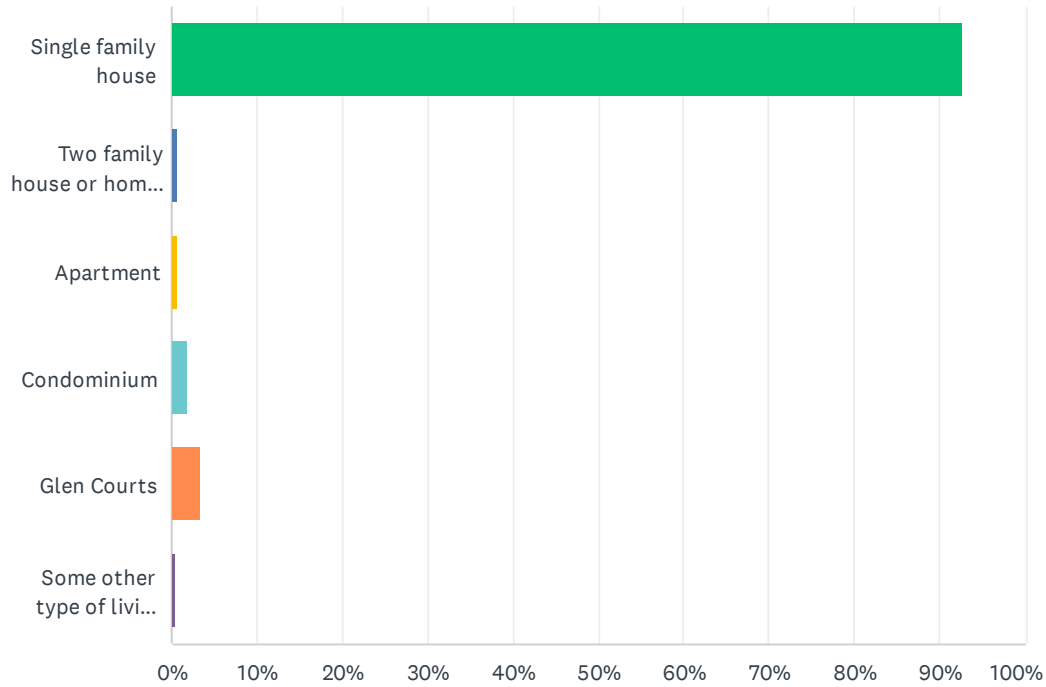
Answered: 442 Skipped: 57



	NOT AT ALL IMPORTANT	NOT VERY IMPORTANT	SOMEWHAT IMPORTANT	VERY IMPORTANT	EXTREMELY IMPORTANT	TOTAL	WEIGHTED AVERAGE
(no label)	5.66% 25	9.73% 43	26.92% 119	33.26% 147	24.43% 108	442	2.61

Q13 Which of the following types of homes best describes where you currently live?[CHECK ONLY ONE]

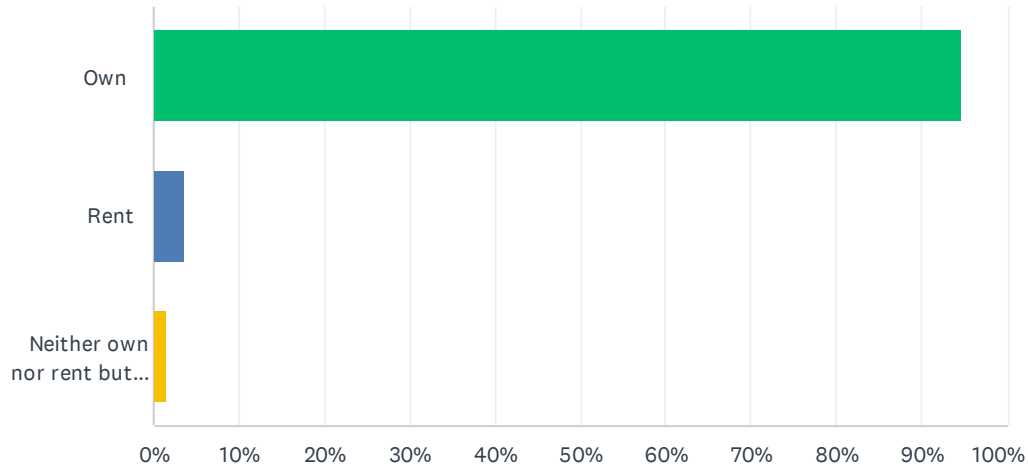
Answered: 445 Skipped: 54



ANSWER CHOICES	RESPONSES	
Single family house	92.81%	413
Two family house or home with two separate living units	0.67%	3
Apartment	0.67%	3
Condominium	2.02%	9
Glen Courts	3.37%	15
Some other type of living arrangement	0.45%	2
TOTAL		445

Q14 Do you own or rent your primary home or do you have some other type of living arrangement like living with a family member or friend?

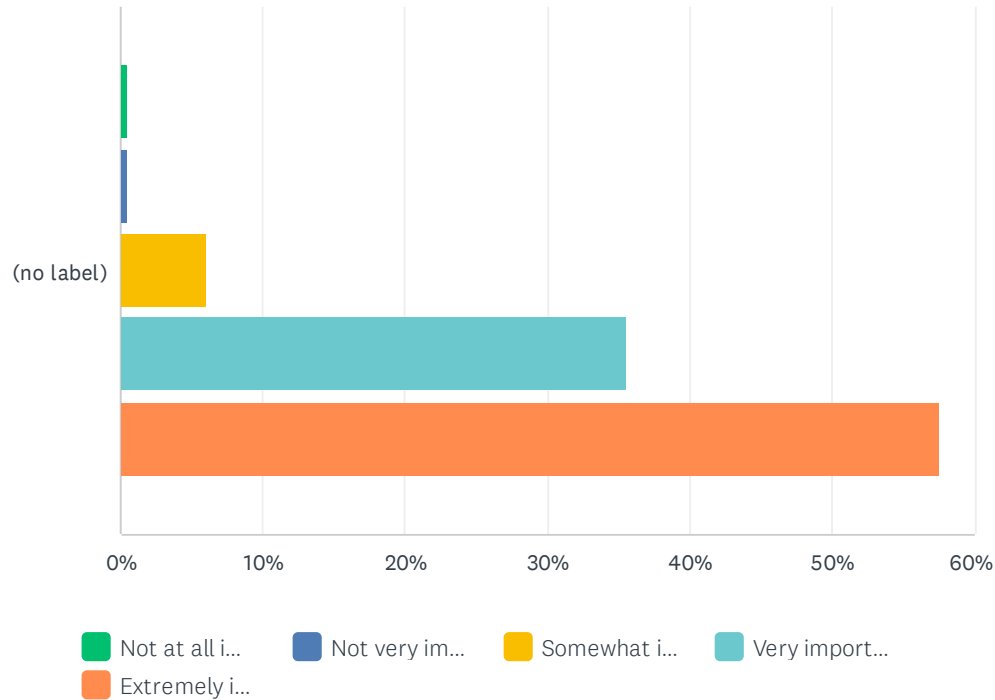
Answered: 439 Skipped: 60



ANSWER CHOICES	RESPONSES	
Own	94.76%	416
Rent	3.64%	16
Neither own nor rent but live with adult child/others	1.59%	7
TOTAL		439

Q15 How important is it for you to be able to live independently in your own home as you age?

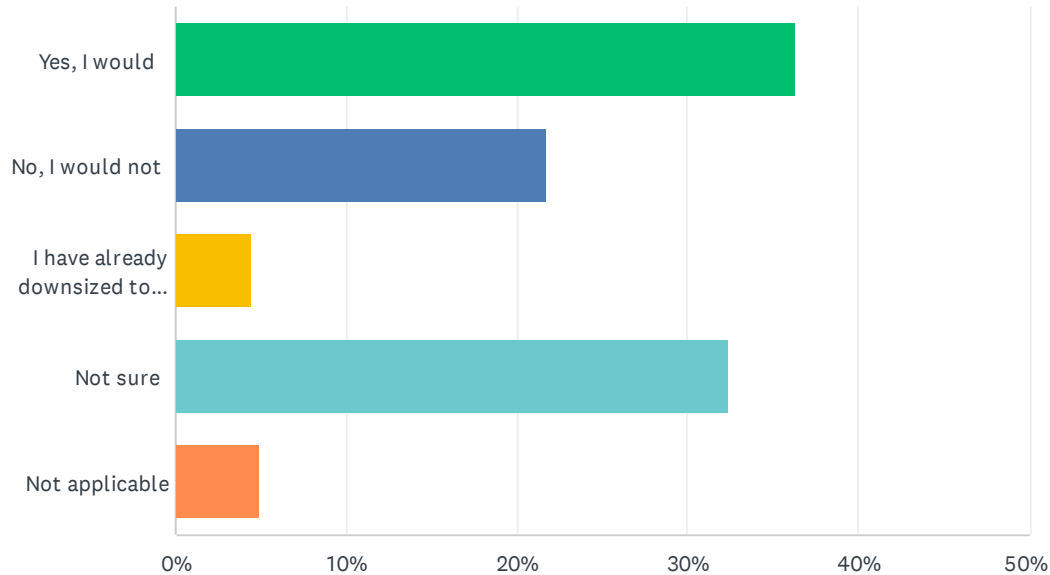
Answered: 445 Skipped: 54



	NOT AT ALL IMPORTANT	NOT VERY IMPORTANT	SOMEWHAT IMPORTANT	VERY IMPORTANT	EXTREMELY IMPORTANT	TOTAL	WEIGHTED AVERAGE
(no label)	0.45% 2	0.45% 2	6.07% 27	35.51% 158	57.53% 256	445	3.49

Q16 If you decided to downsize would you like to stay in Glen Rock? [CHECK ONE]

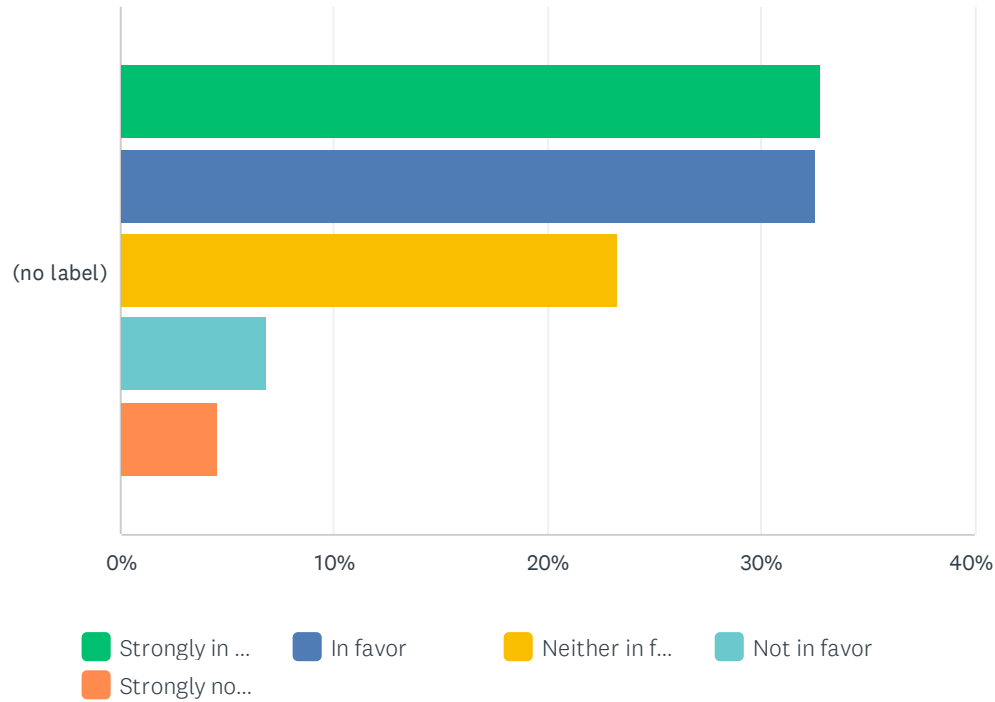
Answered: 445 Skipped: 54



ANSWER CHOICES	RESPONSES	
Yes, I would	36.40%	162
No, I would not	21.80%	97
I have already downsized to stay in Glen Rock	4.49%	20
Not sure	32.36%	144
Not applicable	4.94%	22
TOTAL		445

Q17 Would you be in favor of age restricted housing in Glen Rock? For example, an apartment building with a minimum age of 55? [CHECK ONE]

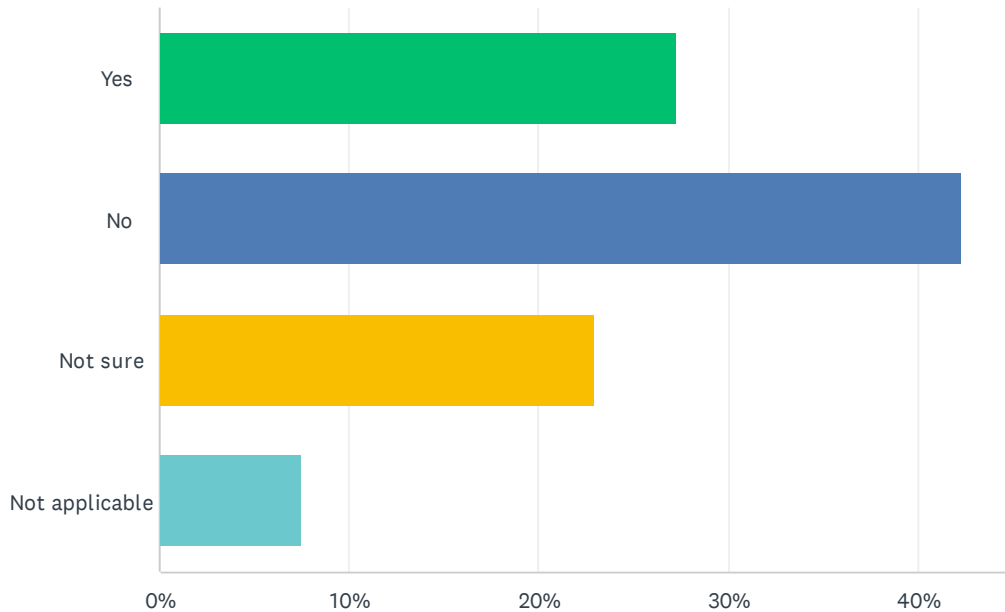
Answered: 442 Skipped: 57



	STRONGLY IN FAVOR	IN FAVOR	NEITHER IN FAVOR OR NOT IN FAVOR	NOT IN FAVOR	STRONGLY NOT IN FAVOR	TOTAL	WEIGHTED AVERAGE
(no label)	32.81% 145	32.58% 144	23.30% 103	6.79% 30	4.52% 20	442	3.82

Q18 Some people find that they need to make modifications to their residence to enable them to stay there for as long as possible. Does your current residence need any major repairs, modifications, or changes to enable you to stay there for as long as possible?

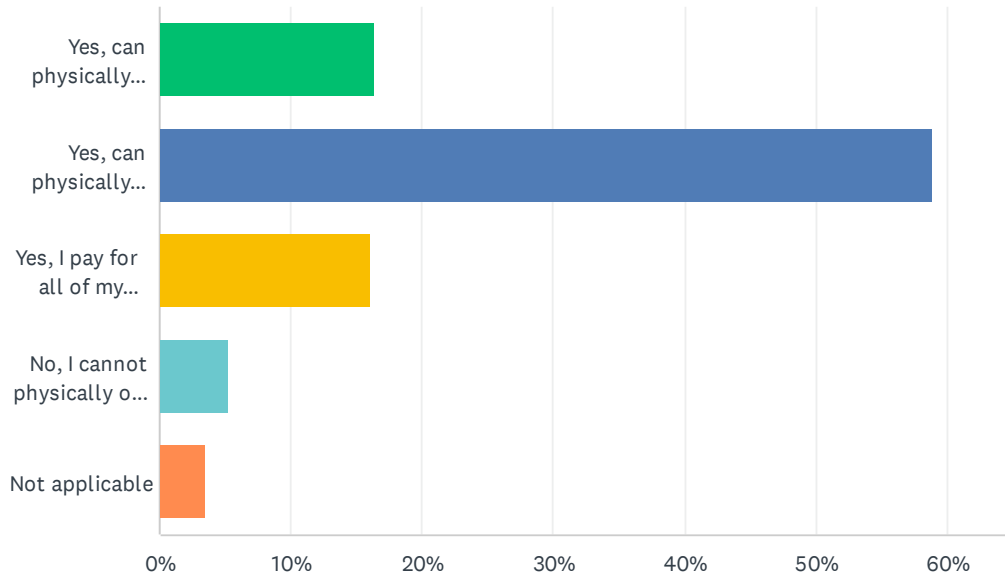
Answered: 440 Skipped: 59



ANSWER CHOICES	RESPONSES	
Yes	27.27%	120
No	42.27%	186
Not sure	22.95%	101
Not applicable	7.50%	33
TOTAL		440

Q19 Are you able to handle the maintenance needs of your home either by performing yourself or arranging for others to help? [CHECK ONE]

Answered: 441 Skipped: 58

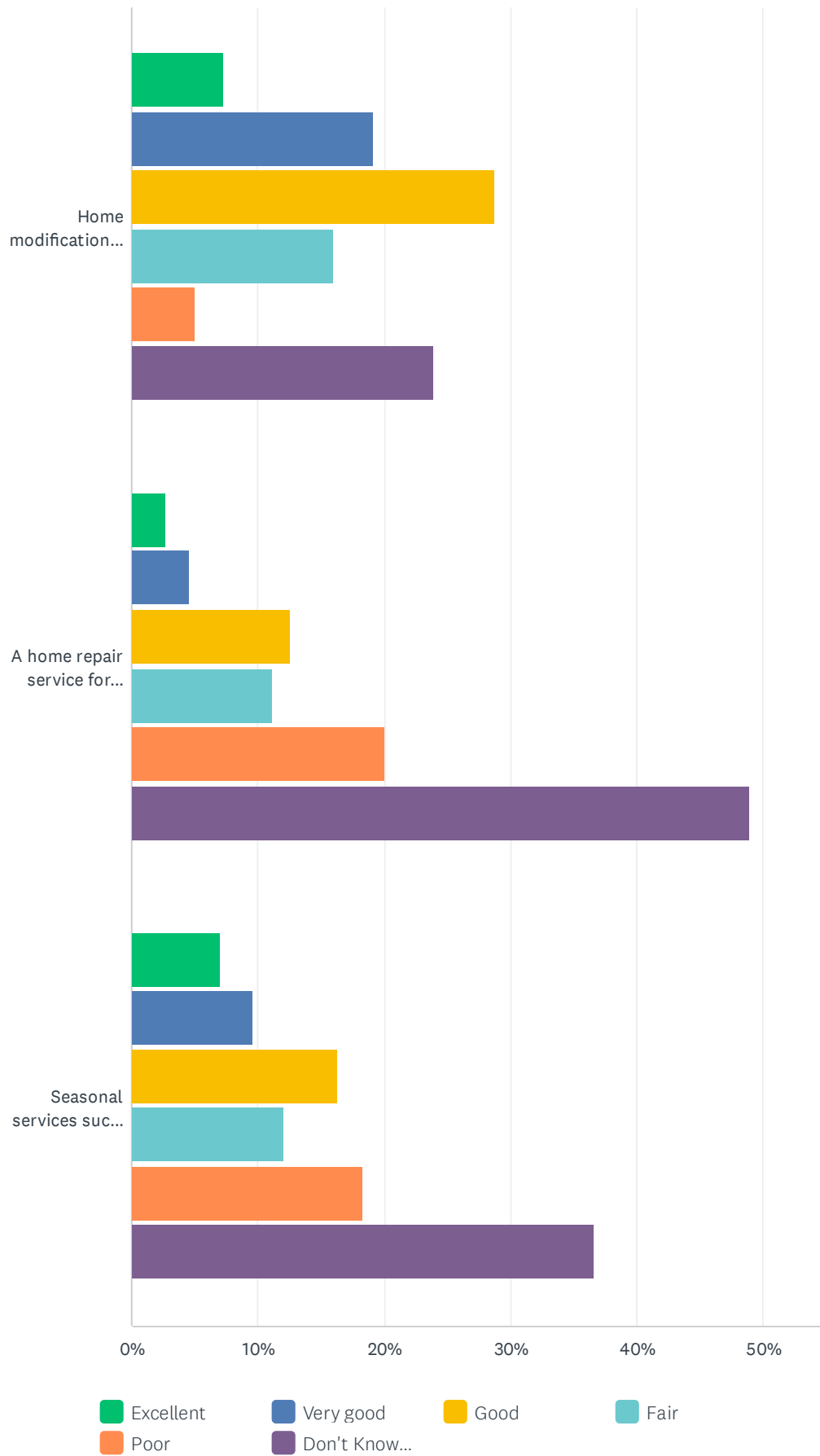


ANSWER CHOICES	RESPONSES	
Yes, can physically handle all needs	16.33%	72
Yes, can physically handle some needs and pay for those I cannot	58.96%	260
Yes, I pay for all of my maintenance needs	16.10%	71
No, I cannot physically or financially handle maintenance needs	5.22%	23
Not applicable	3.40%	15
TOTAL		441

Q20 How would you rate Glen Rock on having the following home maintenance services?

Answered: 440 Skipped: 59

Age Friendly - Senior Survey

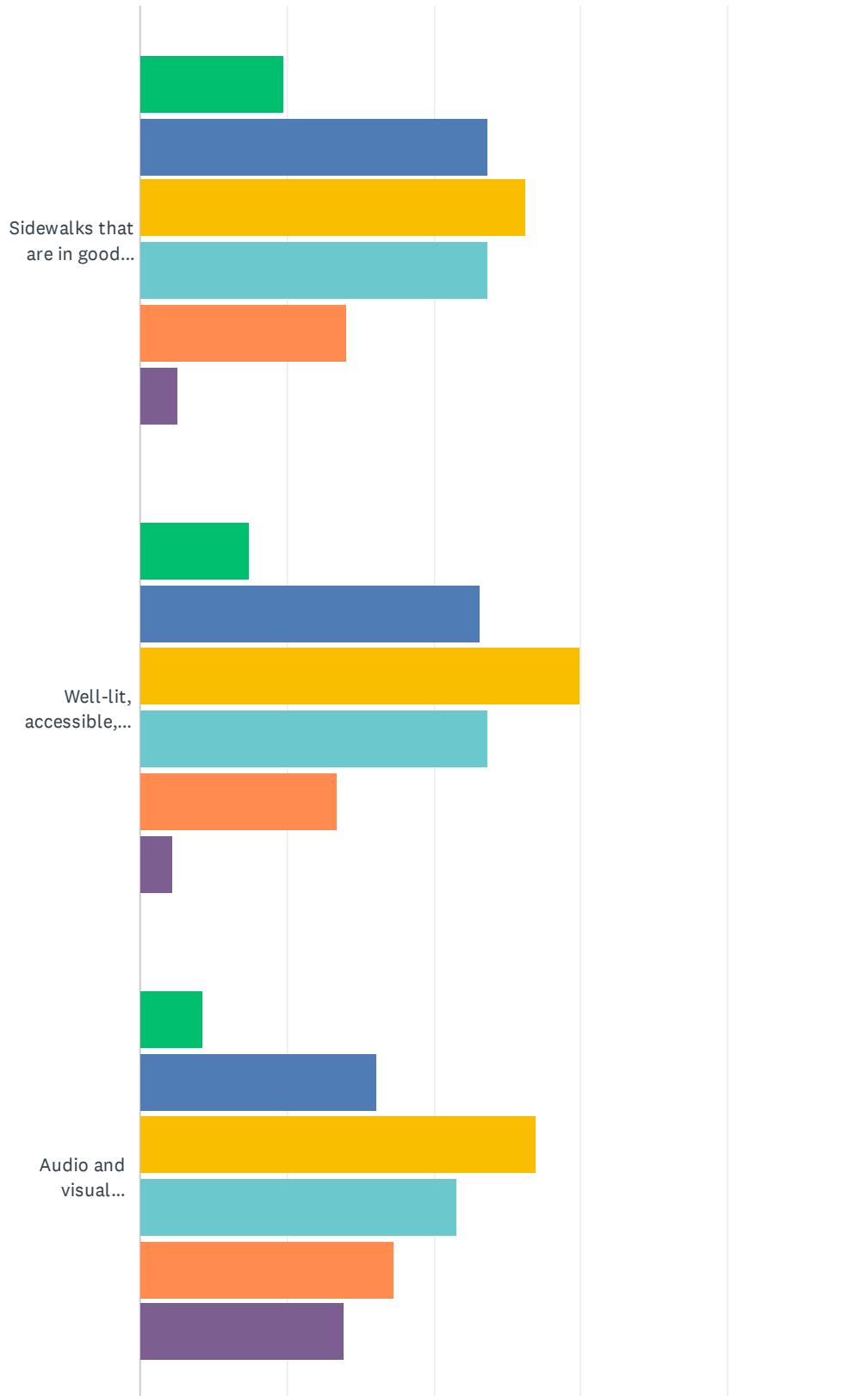


Age Friendly - Senior Survey

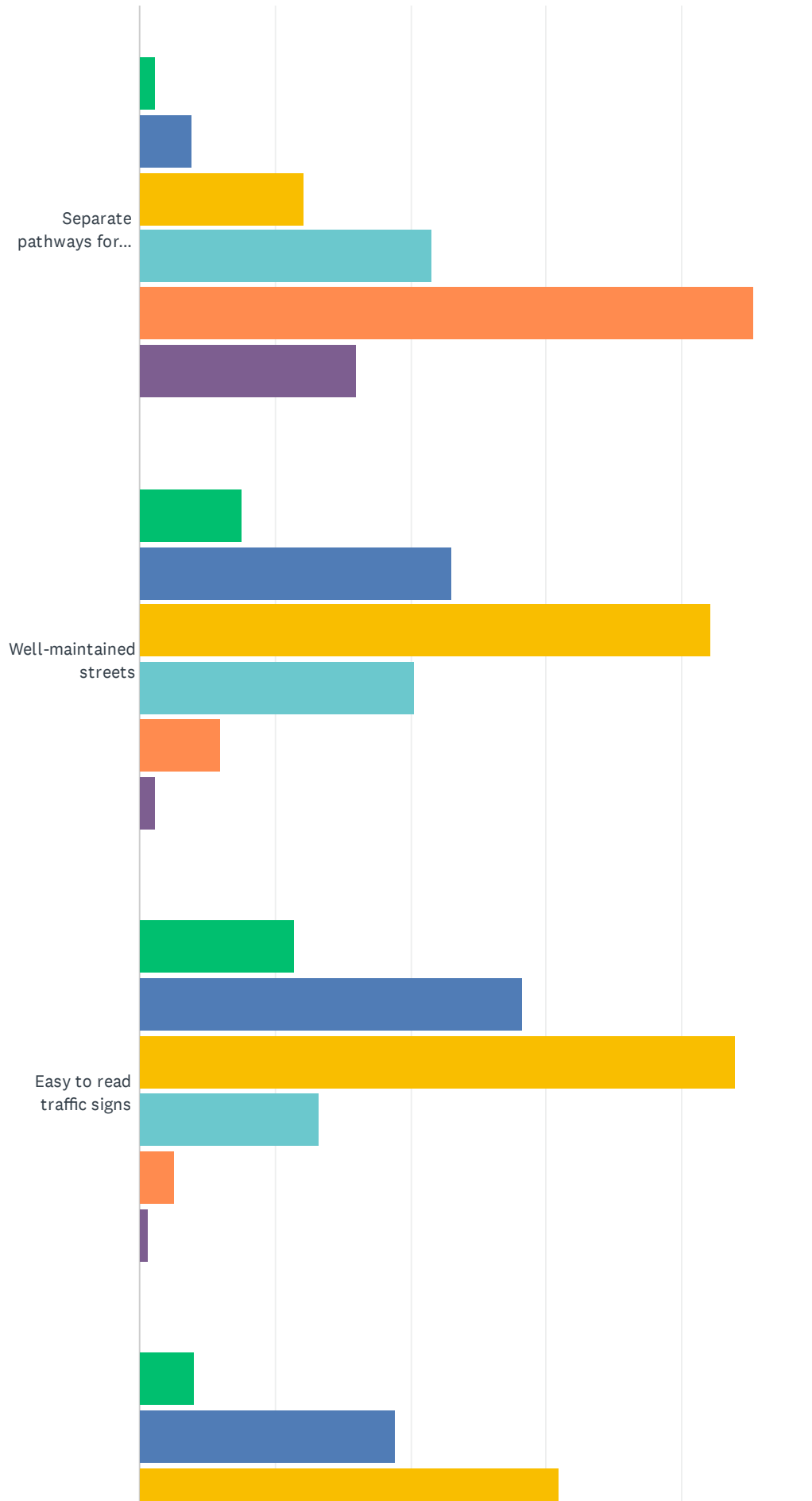
	EXCELLENT	VERY GOOD	GOOD	FAIR	POOR	DON'T KNOW/NOT SURE	TOTAL
Home modification and repair contractors who are trustworthy, do quality work, and are affordable	7.29% 32	19.13% 84	28.70% 126	15.95% 70	5.01% 22	23.92% 105	439
A home repair service for low-income and older adults that helps with things like roof or window repairs	2.74% 12	4.57% 20	12.56% 55	11.19% 49	20.09% 88	48.86% 214	438
Seasonal services such as lawn work for low-income and older adults	7.09% 31	9.61% 42	16.25% 71	12.13% 53	18.31% 80	36.61% 160	437

Q21 How would you rate Glen Rock on having the following aspects of mobility?

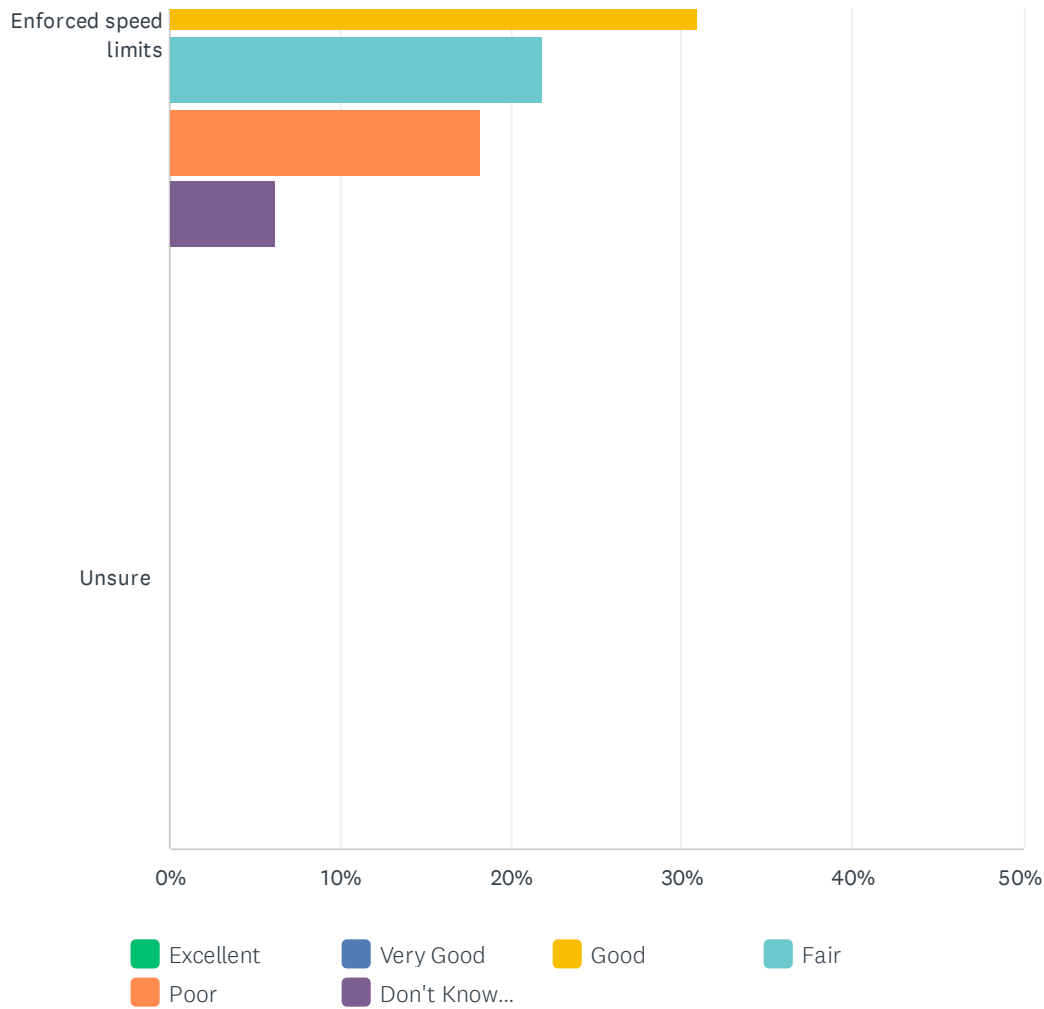
Answered: 442 Skipped: 57



Age Friendly - Senior Survey



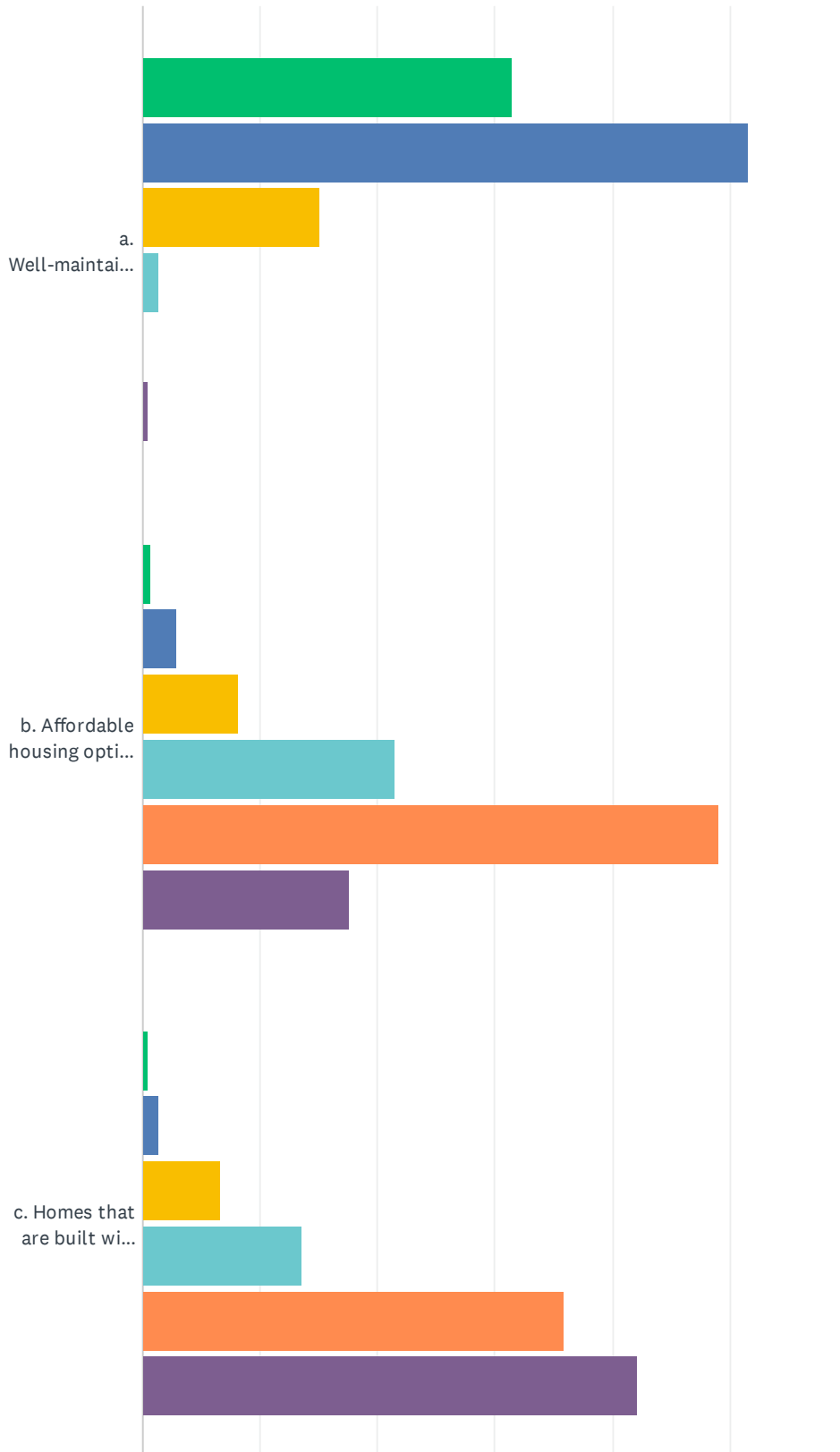
Age Friendly - Senior Survey



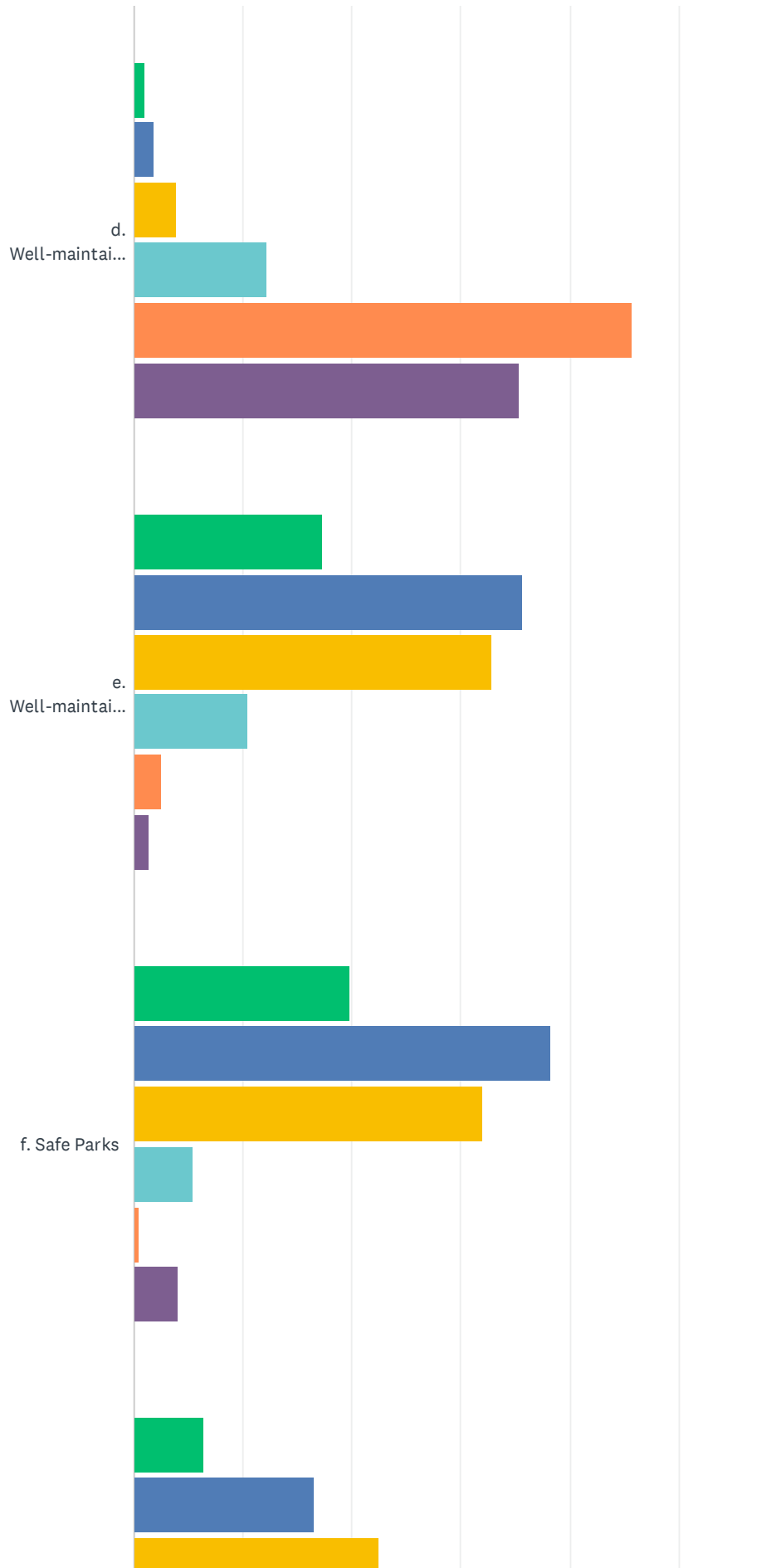
	EXCELLENT	VERY GOOD	GOOD	FAIR	POOR	DON'T KNOW/NOT SURE	TOTAL
Sidewalks that are in good condition, safe for pedestrians, and accessible for wheelchairs or other assistive mobility devices	9.79% 43	23.69% 104	26.20% 115	23.69% 104	14.12% 62	2.51% 11	439
Well-lit, accessible, safe streets and intersections for all users	7.50% 33	23.18% 102	30.00% 132	23.64% 104	13.41% 59	2.27% 10	440
Audio and visual pedestrian crossings	4.31% 19	16.10% 71	26.98% 119	21.54% 95	17.23% 76	13.83% 61	441
Separate pathways for bicyclists and pedestrians	1.14% 5	3.89% 17	12.13% 53	21.51% 94	45.31% 198	16.02% 70	437
Well-maintained streets	7.52% 33	23.01% 101	42.14% 185	20.27% 89	5.92% 26	1.14% 5	439
Easy to read traffic signs	11.39% 50	28.25% 124	43.96% 193	13.21% 58	2.51% 11	0.68% 3	439
Enforced speed limits	4.09% 18	18.86% 83	30.91% 136	21.82% 96	18.18% 80	6.14% 27	440
Unsure	0.00% 0	0.00% 0	0.00% 0	0.00% 0	0.00% 0	0.00% 0	0

Q22 Would you rate Glen Rock on having the following community elements?

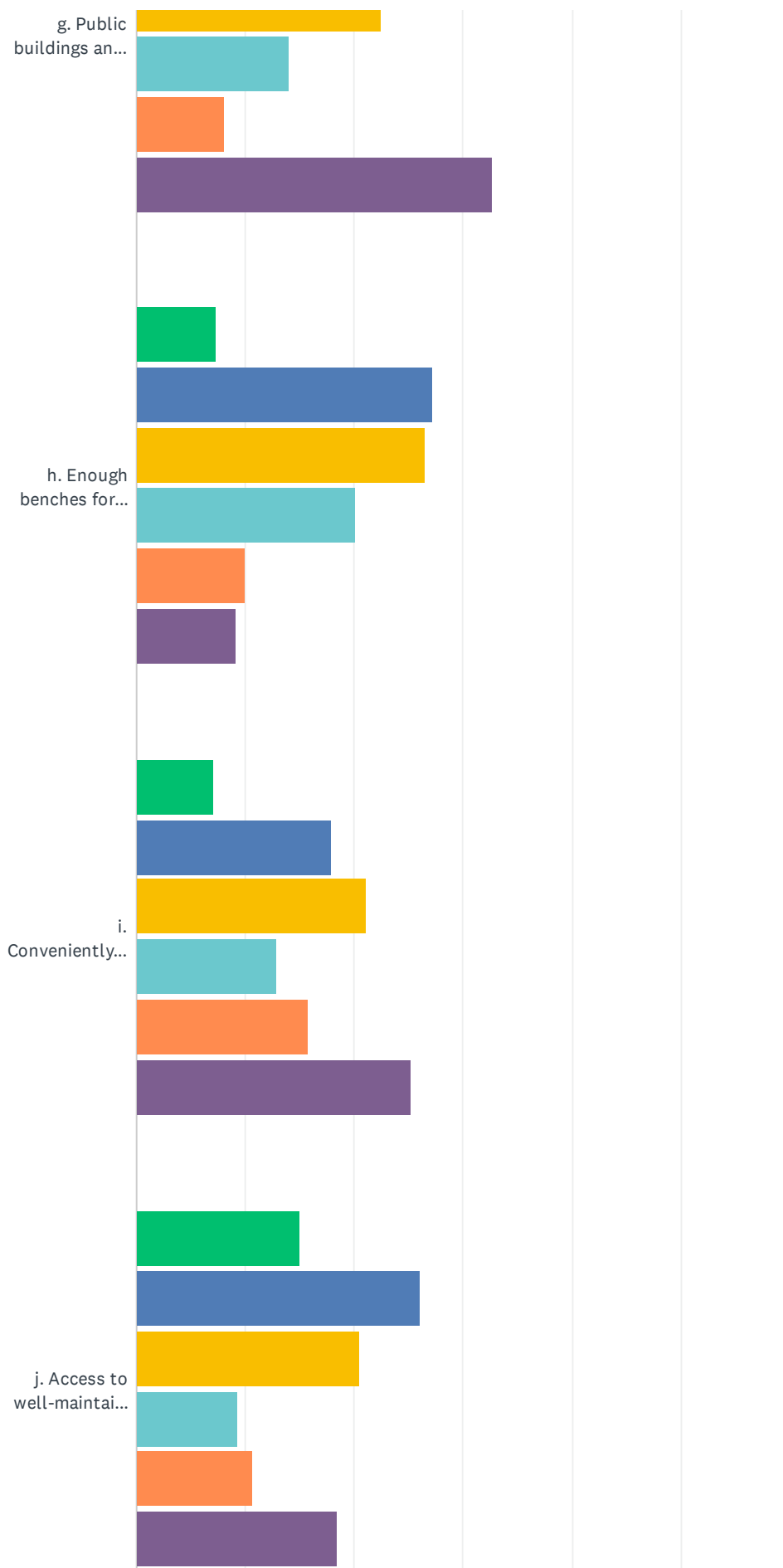
Answered: 442 Skipped: 57



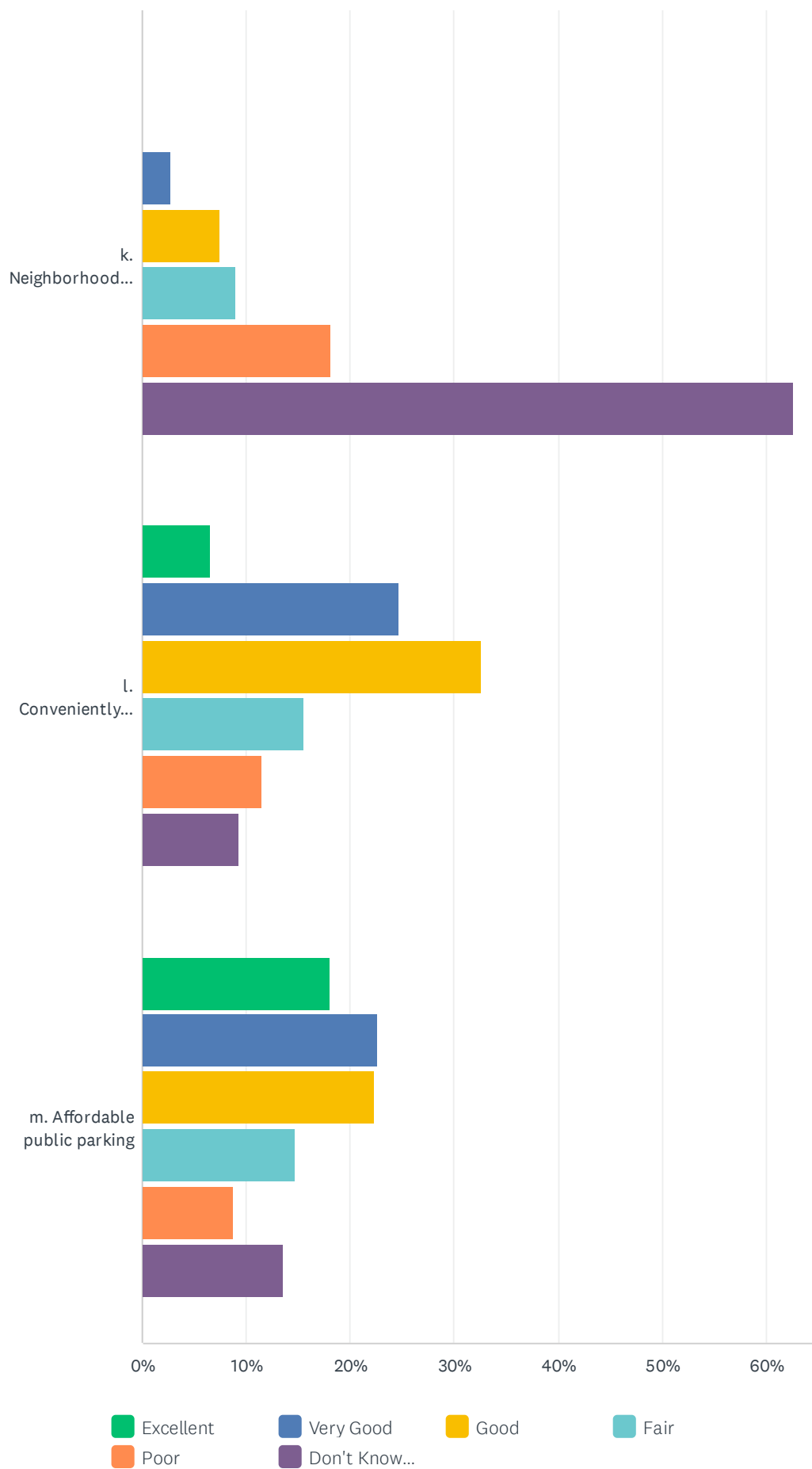
Age Friendly - Senior Survey



Age Friendly - Senior Survey



Age Friendly - Senior Survey

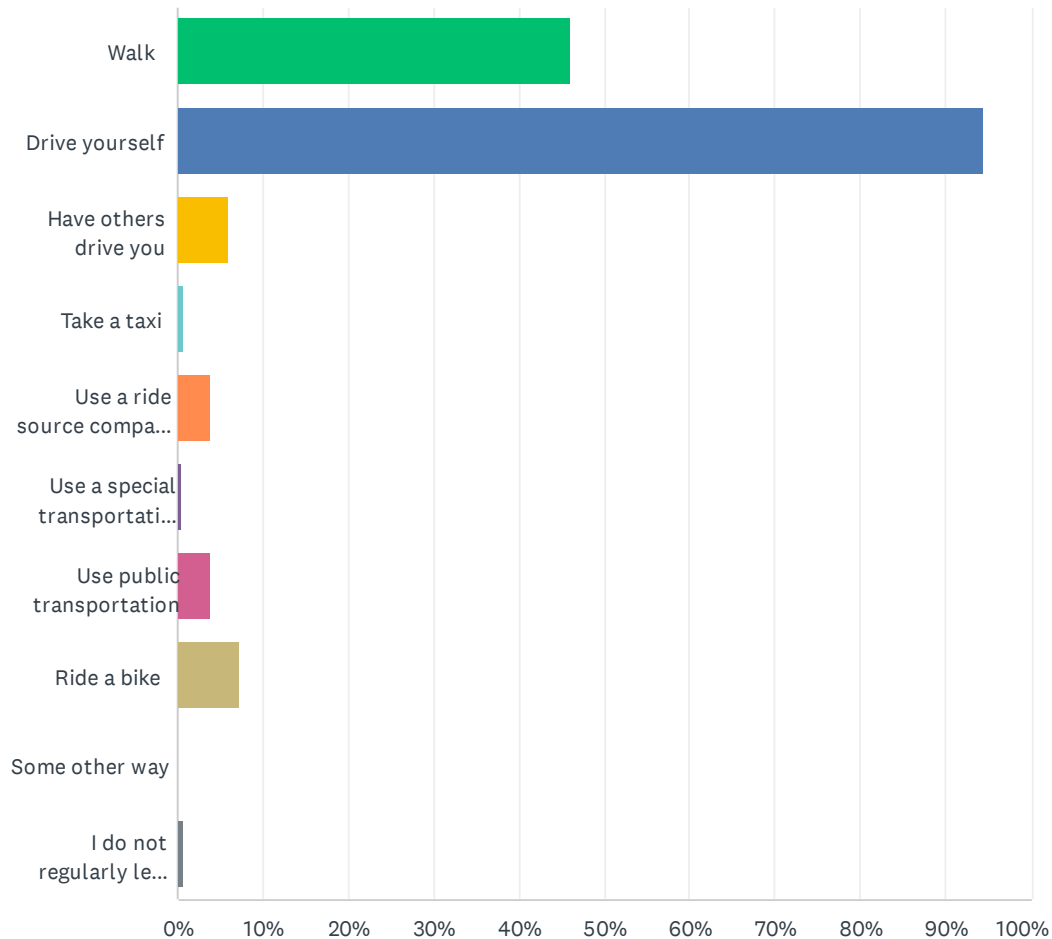


Age Friendly - Senior Survey

	EXCELLENT	VERY GOOD	GOOD	FAIR	POOR	DON'T KNOW/NOT SURE	TOTAL
a. Well-maintained homes and properties	31.45% 139	51.58% 228	15.16% 67	1.36% 6	0.00% 0	0.45% 2	442
b. Affordable housing options for adults of varying income levels such as older active adult communities, assisted living, and communities with shared facilities and outdoor spaces	0.68% 3	2.97% 13	8.22% 36	21.46% 94	49.09% 215	17.58% 77	438
c. Homes that are built with a no step entrance, wider doorways, and first floor bedrooms and bathrooms	0.46% 2	1.38% 6	6.67% 29	13.56% 59	35.86% 156	42.07% 183	435
d. Well-maintained, safe low-income housing	0.92% 4	1.85% 8	3.93% 17	12.24% 53	45.73% 198	35.33% 153	433
e. Well-maintained Parks	17.32% 75	35.57% 154	32.79% 142	10.39% 45	2.54% 11	1.39% 6	433
f. Safe Parks	19.86% 85	38.32% 164	32.01% 137	5.37% 23	0.47% 2	3.97% 17	428
g. Public buildings and spaces including restrooms that are accessible to people of different physical abilities	6.41% 28	16.48% 72	22.43% 98	13.96% 61	8.01% 35	32.72% 143	437
h. Enough benches for resting in public areas like parks, along sidewalks, and around buildings	7.29% 32	27.11% 119	26.42% 116	20.05% 88	10.02% 44	9.11% 40	439
i. Conveniently located emergency care centers	7.11% 31	17.89% 78	21.10% 92	12.84% 56	15.83% 69	25.23% 110	436
j. Access to well-maintained health care facilities	15.01% 65	26.10% 113	20.55% 89	9.24% 40	10.62% 46	18.48% 80	433
k. Neighborhood watch programs	0.00% 0	2.78% 12	7.42% 32	9.05% 39	18.10% 78	62.65% 270	431
l. Conveniently located public parking lots and areas to park including handicapped parking	6.47% 28	24.71% 107	32.56% 141	15.47% 67	11.55% 50	9.24% 40	433
m. Affordable public parking	17.97% 78	22.58% 98	22.35% 97	14.75% 64	8.76% 38	13.59% 59	434

Q23 How do you usually get around Glen Rock for things like shopping, visiting the doctor, running errands, or other things? [CHOOSE ALL THAT APPLY]

Answered: 422 Skipped: 77

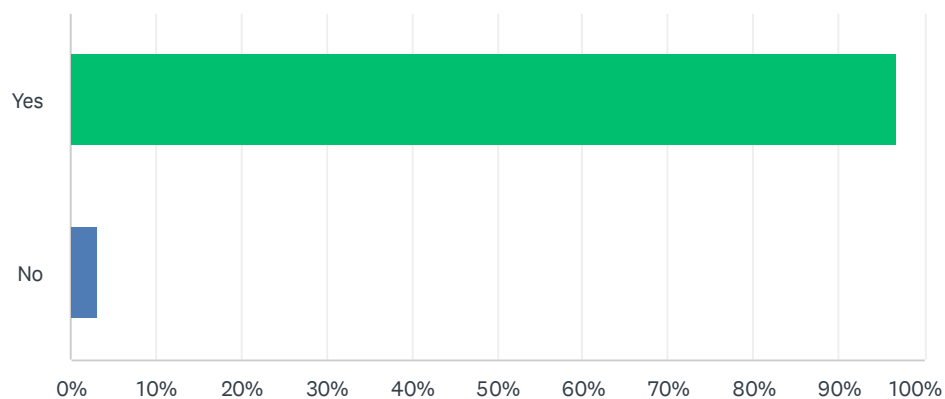


Age Friendly - Senior Survey

ANSWER CHOICES	RESPONSES	
Walk	45.97%	194
Drive yourself	94.55%	399
Have others drive you	5.92%	25
Take a taxi	0.71%	3
Use a ride source company such as Uber or Lyft	3.79%	16
Use a special transportation service, such as one for seniors or persons with disabilities	0.47%	2
Use public transportation	3.79%	16
Ride a bike	7.35%	31
Some other way	0.00%	0
I do not regularly leave the house	0.71%	3
Total Respondents: 422		

Q24 Do you drive a car?

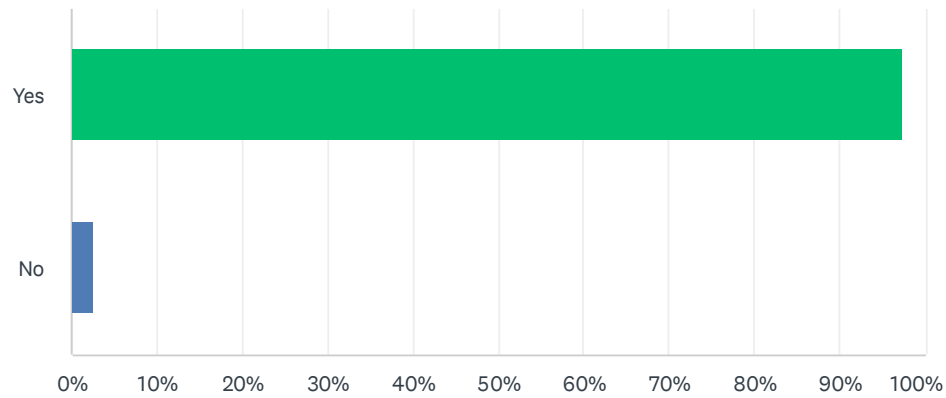
Answered: 419 Skipped: 80



ANSWER CHOICES	RESPONSES	
Yes	96.90%	406
No	3.10%	13
TOTAL		419

Q25 Is a car your primary mode of transportation?

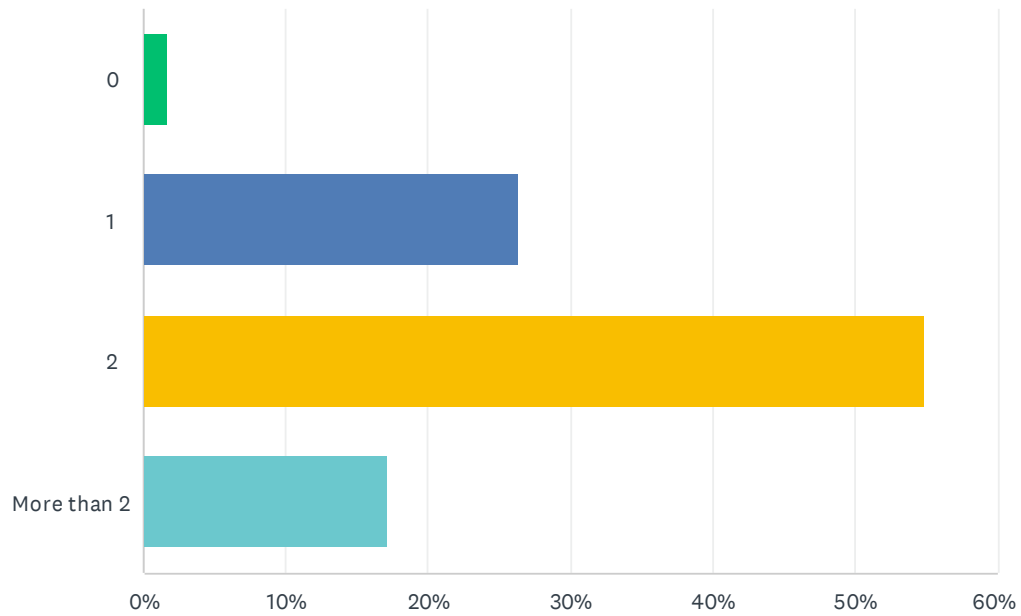
Answered: 421 Skipped: 78



ANSWER CHOICES	RESPONSES	
Yes	97.39%	410
No	2.61%	11
TOTAL		421

Q26 How many cars are in your household?

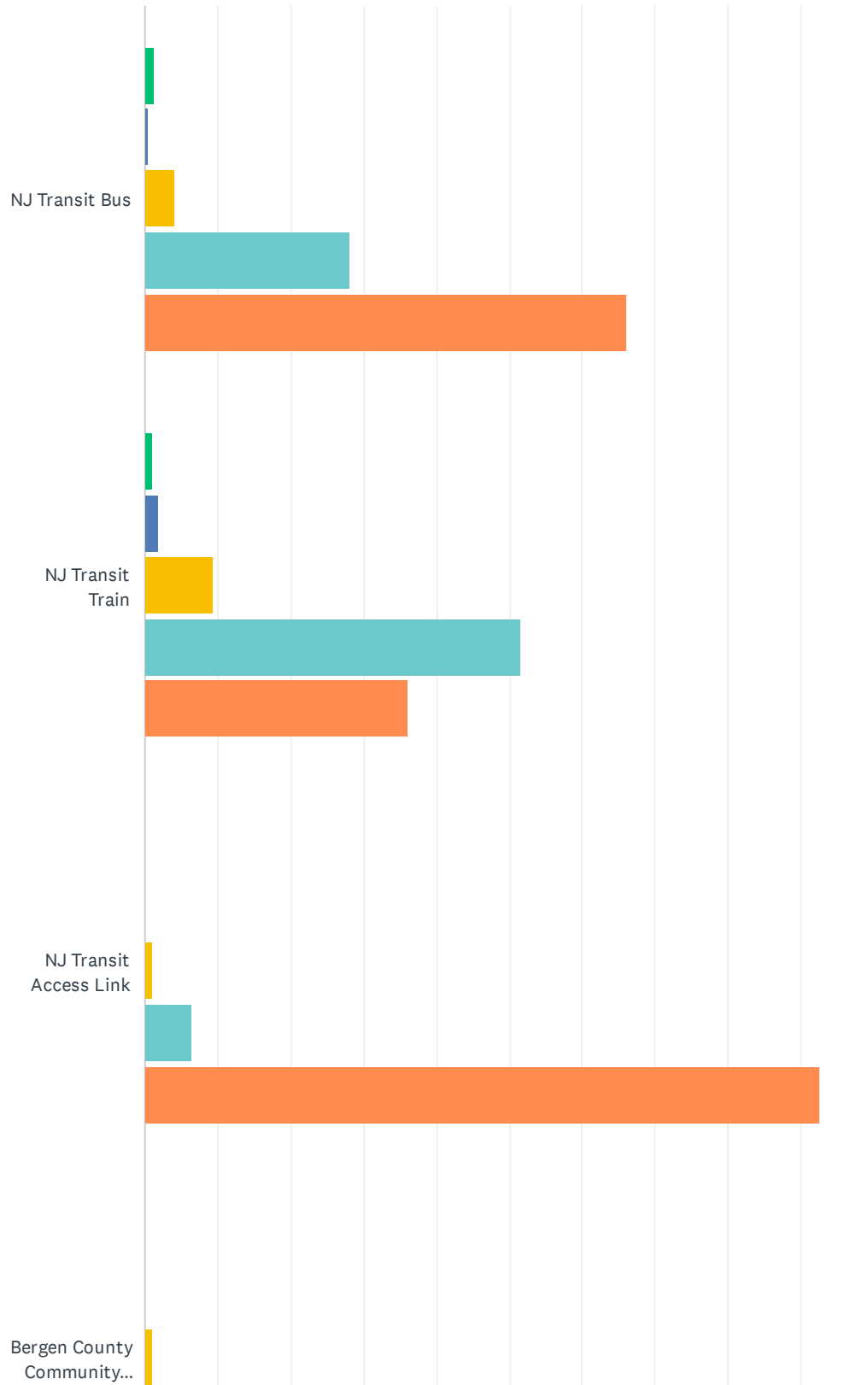
Answered: 421 Skipped: 78



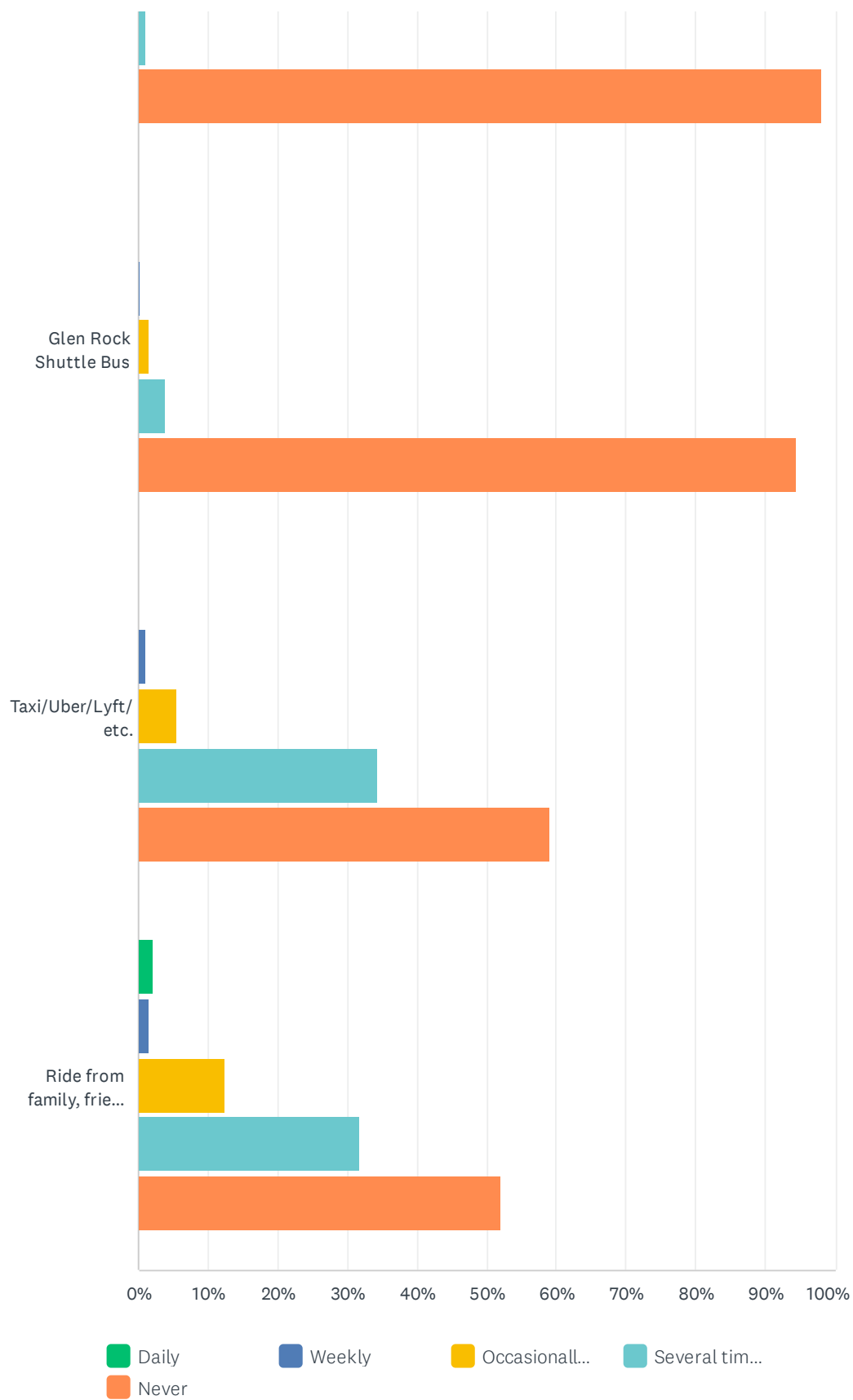
ANSWER CHOICES	RESPONSES	
0	1.66%	7
1	26.37%	111
2	54.87%	231
More than 2	17.10%	72
TOTAL		421

Q27 Do you use these types of transportation? (CHOOSE ALL THAT APPLY AND HOW OFTEN)

Answered: 418 Skipped: 81



Age Friendly - Senior Survey

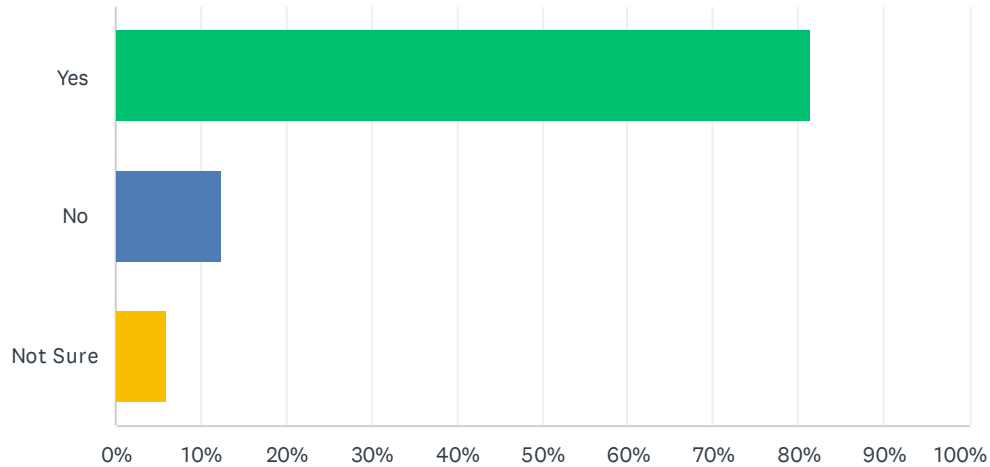


Age Friendly - Senior Survey

	DAILY	WEEKLY	OCCASIONALLY(1-3 TIMES PER MONTH)	SEVERAL TIMES A YEAR	NEVER	TOTAL
NJ Transit Bus	1.25% 5	0.50% 2	4.01% 16	28.07% 112	66.17% 264	399
NJ Transit Train	0.97% 4	1.93% 8	9.42% 39	51.69% 214	35.99% 149	414
NJ Transit Access Link	0.00% 0	0.00% 0	1.04% 4	6.48% 25	92.49% 357	386
Bergen County Community Transportation for Seniors	0.00% 0	0.00% 0	1.00% 4	1.00% 4	97.99% 391	399
Glen Rock Shuttle Bus	0.00% 0	0.25% 1	1.51% 6	3.77% 15	94.47% 376	398
Taxi/Uber/Lyft/etc.	0.00% 0	1.01% 4	5.53% 22	34.42% 137	59.05% 235	398
Ride from family, friend, or volunteer	2.24% 9	1.49% 6	12.44% 50	31.84% 128	51.99% 209	402

Q28 Is it reasonable (safe to cross streets, sidewalks if necessary, distances manageable) to walk to some of your daily activities?

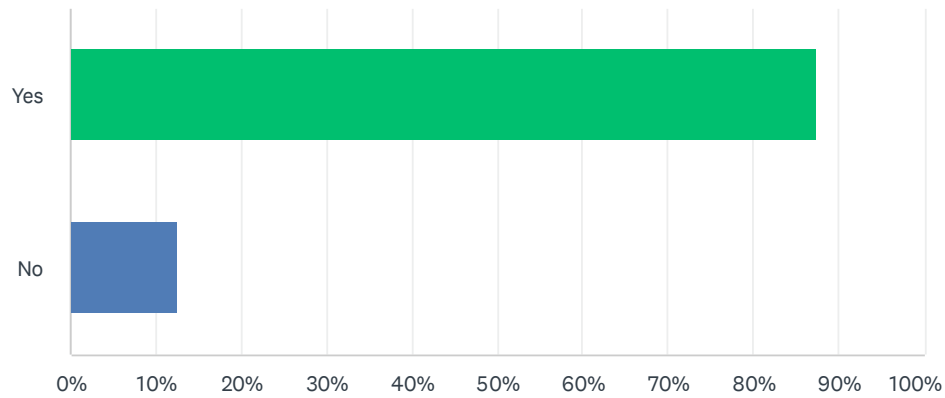
Answered: 417 Skipped: 82



ANSWER CHOICES	RESPONSES	
Yes	81.53%	340
No	12.47%	52
Not Sure	6.00%	25
TOTAL		417

Q29 Have you heard about the Glen Rock Shuttle?

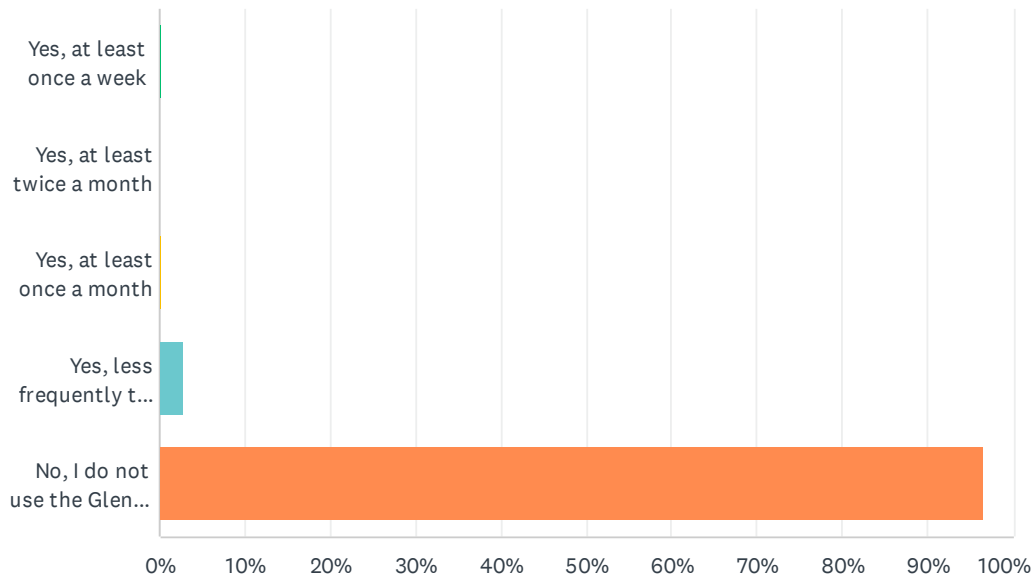
Answered: 418 Skipped: 81



ANSWER CHOICES	RESPONSES	
Yes	87.32%	365
No	12.68%	53
TOTAL		418

Q30 Do you use Glen Rock Shuttle?

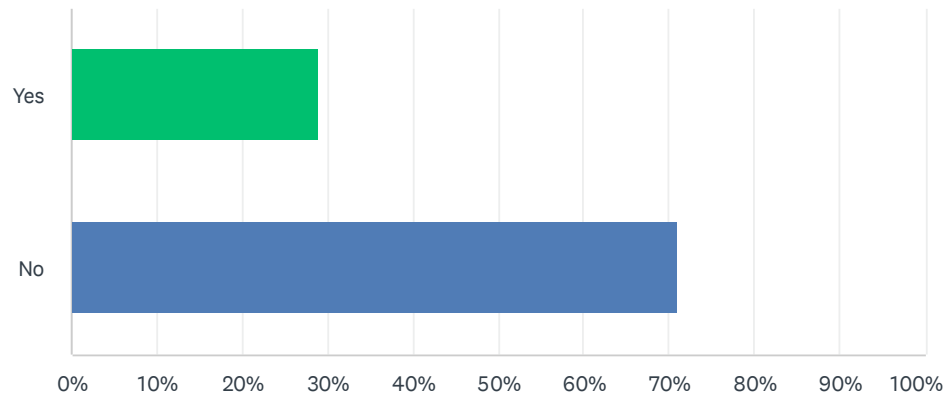
Answered: 419 Skipped: 80



ANSWER CHOICES	RESPONSES	
Yes, at least once a week	0.24%	1
Yes, at least twice a month	0.00%	0
Yes, at least once a month	0.24%	1
Yes, less frequently than once a month	2.86%	12
No, I do not use the Glen Rock Shuttle	96.66%	405
TOTAL		419

Q31 Have you heard about the Glen Rock senior tax coupon program?

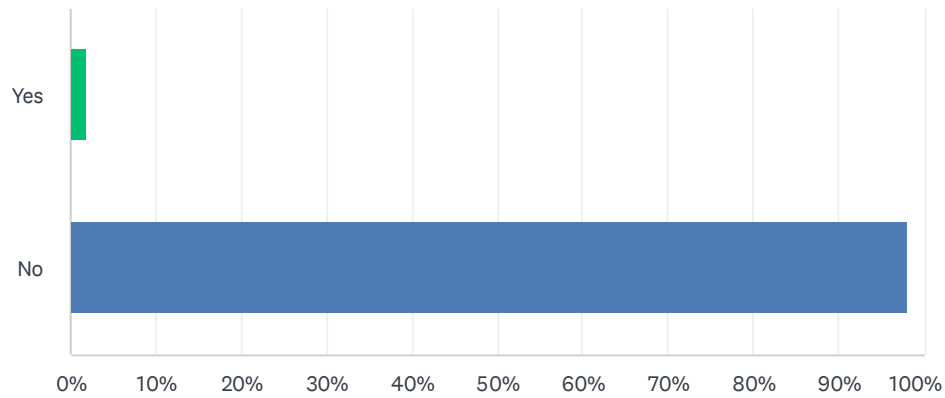
Answered: 422 Skipped: 77



ANSWER CHOICES	RESPONSES	
Yes	28.91%	122
No	71.09%	300
TOTAL		422

Q32 Do you purchase the taxi coupons available to Glen Rock seniors?

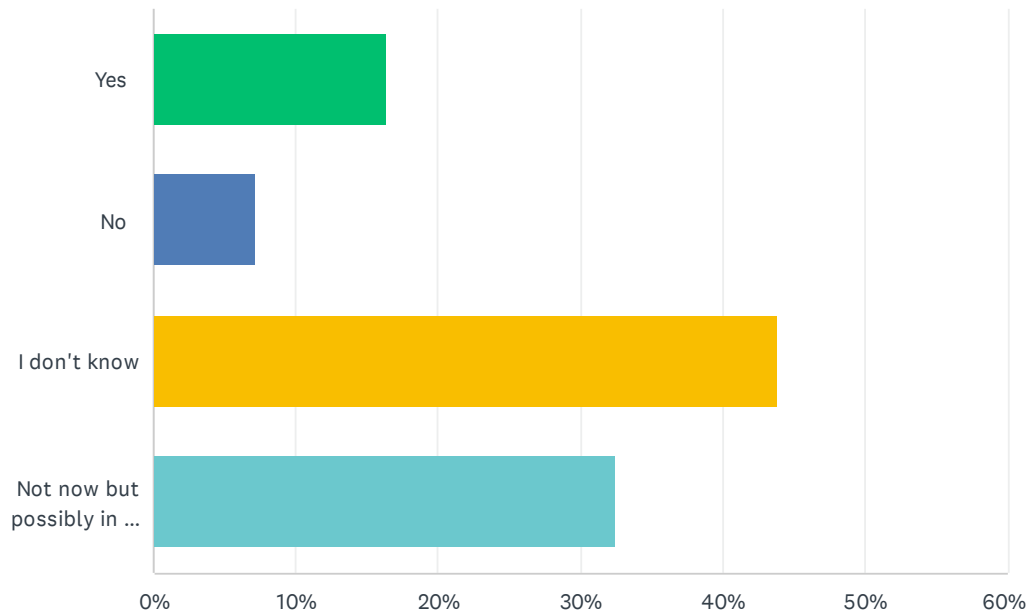
Answered: 418 Skipped: 81



ANSWER CHOICES	RESPONSES	
Yes	1.91%	8
No	98.09%	410
TOTAL		418

Q33 Is there a need for more transportation in Glen Rock?

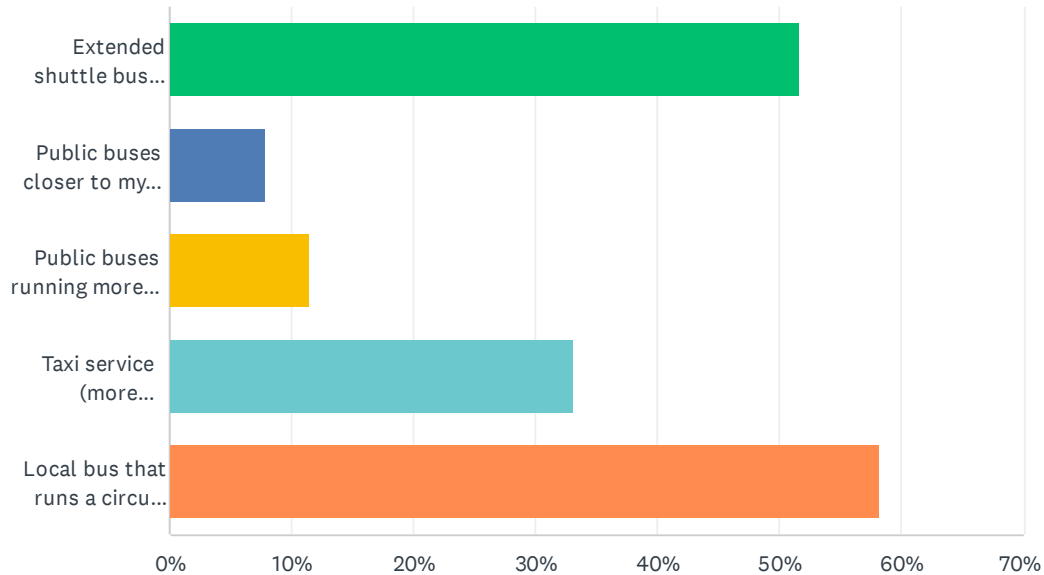
Answered: 421 Skipped: 78



ANSWER CHOICES	RESPONSES	
Yes	16.39%	69
No	7.13%	30
I don't know	43.94%	185
Not now but possibly in the future	32.54%	137
TOTAL		421

Q34 If more transportation is needed, which of these would you use? [CHOOSE ALL THAT APPLY]

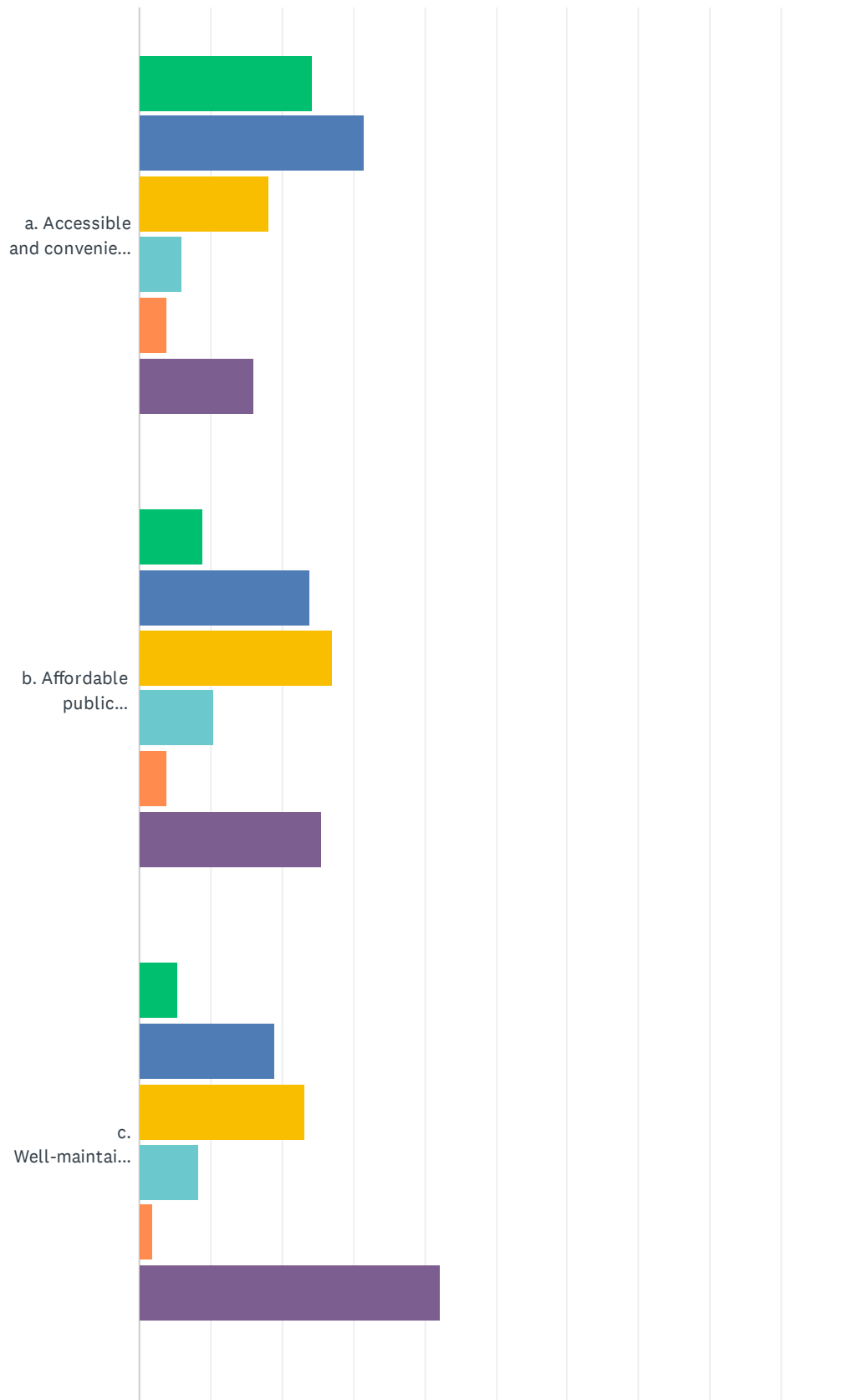
Answered: 314 Skipped: 185



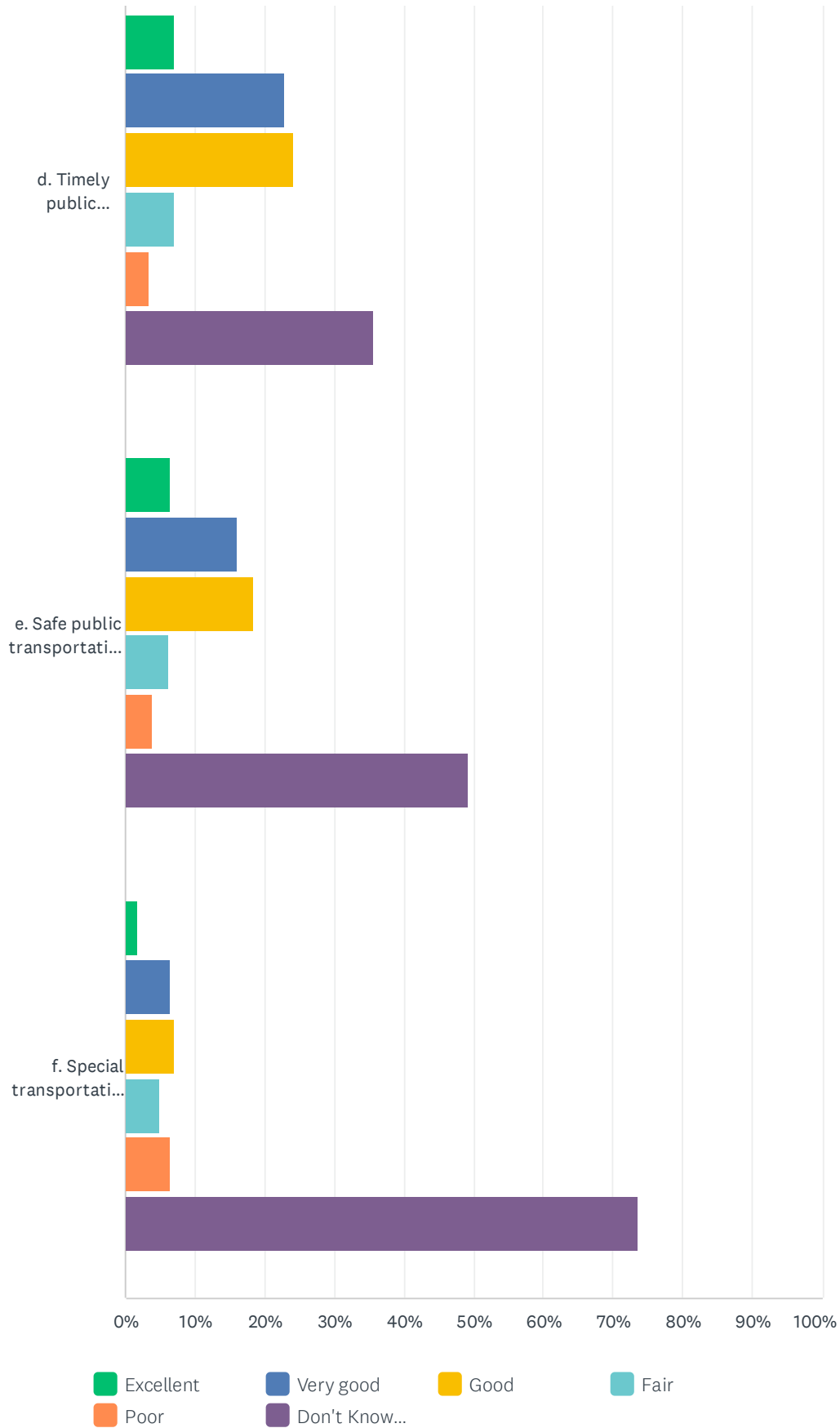
ANSWER CHOICES	RESPONSES	
Extended shuttle bus days and hours	51.59%	162
Public buses closer to my home	7.96%	25
Public buses running more often	11.46%	36
Taxi service (more availability)	33.12%	104
Local bus that runs a circuit through main Glen Rock spots	58.28%	183
Total Respondents: 314		

Q35 How would you rate Glen Rock on having the following?

Answered: 414 Skipped: 85



Age Friendly - Senior Survey

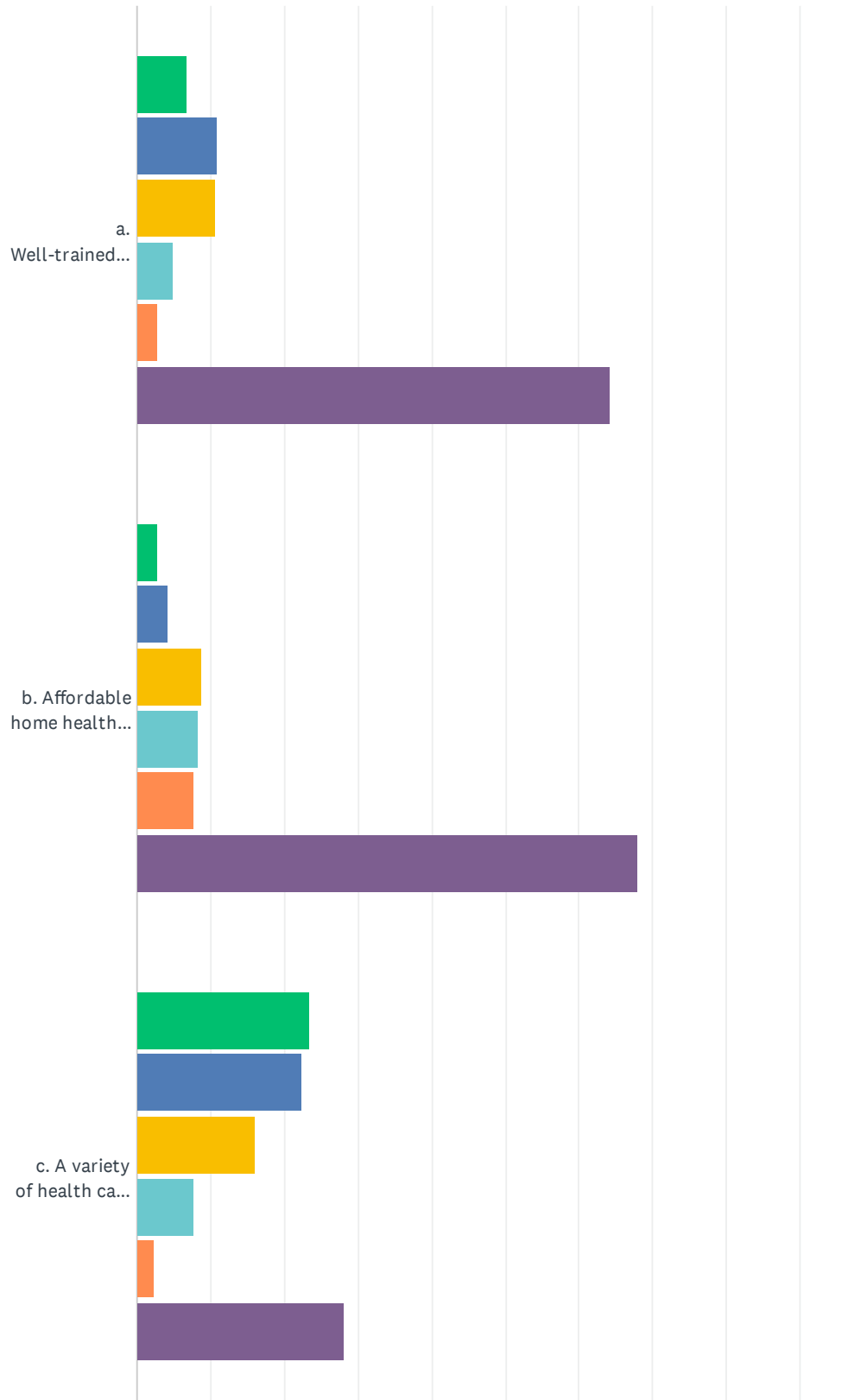


Age Friendly - Senior Survey

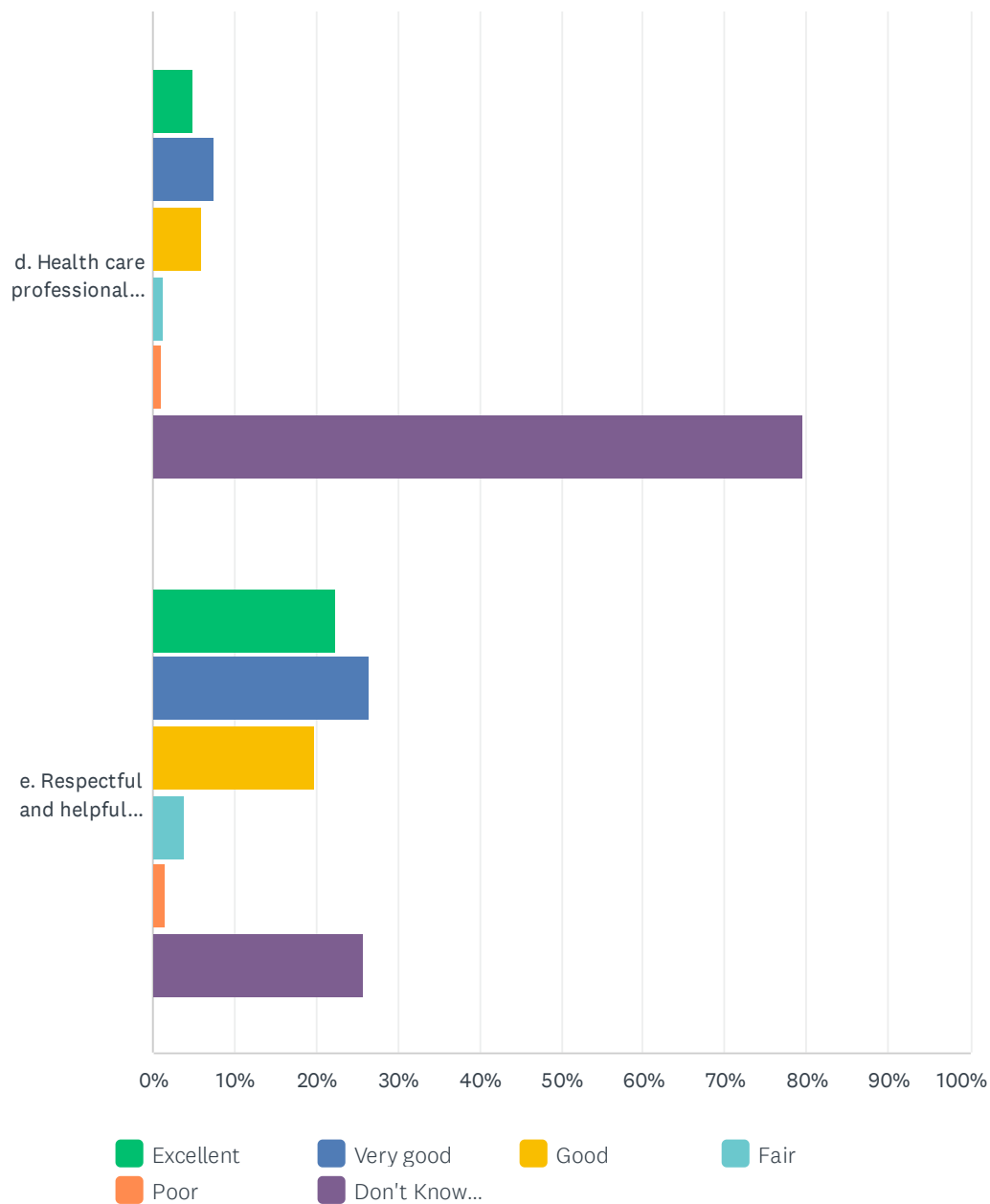
	EXCELLENT	VERY GOOD	GOOD	FAIR	POOR	DON'T KNOW/NOT SURE	TOTAL
a. Accessible and convenient public transportation	24.40% 101	31.64% 131	18.12% 75	6.04% 25	3.86% 16	15.94% 66	414
b. Affordable public transportation	8.96% 37	23.97% 99	27.12% 112	10.41% 43	3.87% 16	25.67% 106	413
c. Well-maintained public transportation vehicles	5.31% 22	19.08% 79	23.19% 96	8.21% 34	1.93% 8	42.27% 175	414
d. Timely public transportation	7.04% 29	22.82% 94	24.03% 99	7.04% 29	3.40% 14	35.68% 147	412
e. Safe public transportation stops or areas that are accessible to people of varying physical abilities	6.34% 26	16.10% 66	18.29% 75	6.10% 25	3.90% 16	49.27% 202	410
f. Special transportation services for people with disabilities and older adults	1.71% 7	6.34% 26	7.07% 29	4.88% 20	6.34% 26	73.66% 302	410

Q36 Thinking now about health care professionals in and around Glen Rock, how would you rate our community on having the following?

Answered: 397 Skipped: 102



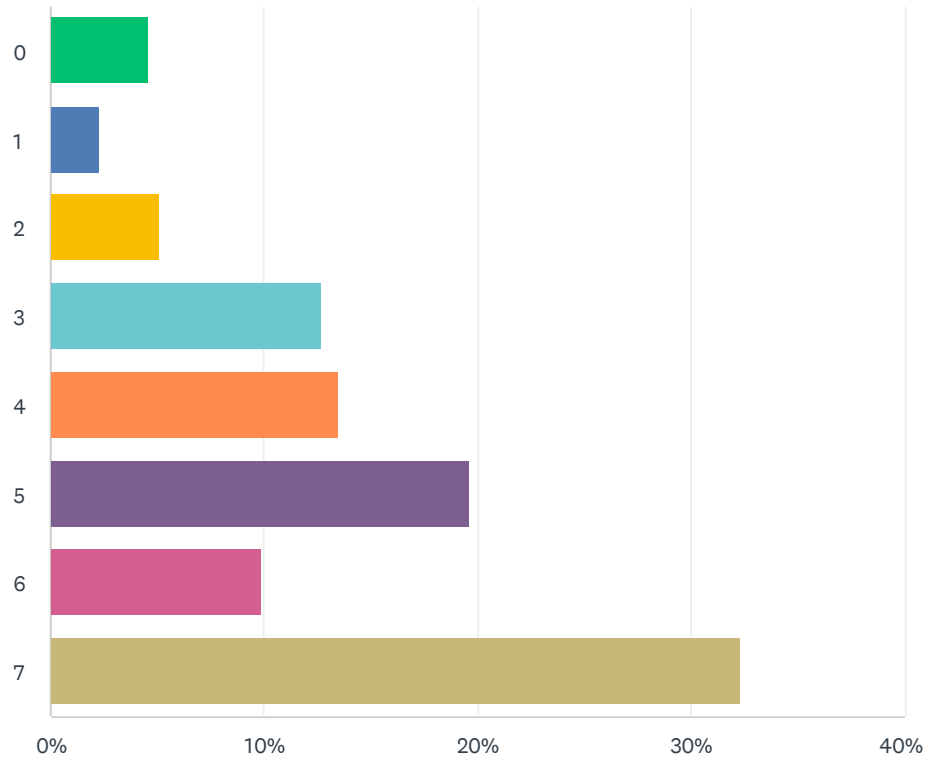
Age Friendly - Senior Survey



	EXCELLENT	VERY GOOD	GOOD	FAIR	POOR	DON'T KNOW/NOT SURE	TOTAL
a. Well-trained certified home health care providers	6.82% 27	10.86% 43	10.61% 42	4.80% 19	2.78% 11	64.14% 254	396
b. Affordable home health care providers	2.81% 11	4.34% 17	8.67% 34	8.42% 33	7.65% 30	68.11% 267	392
c. A variety of health care professionals including specialists	23.41% 92	22.39% 88	16.03% 63	7.63% 30	2.29% 9	28.24% 111	393
d. Health care professionals who speak different languages	4.85% 19	7.40% 29	5.87% 23	1.28% 5	1.02% 4	79.59% 312	392
e. Respectful and helpful hospital and clinic staff	22.45% 88	26.53% 104	19.90% 78	3.83% 15	1.53% 6	25.77% 101	392

Q37 How many days a week on average do you have 30 minutes or more of physical activity, including walking? 0-7

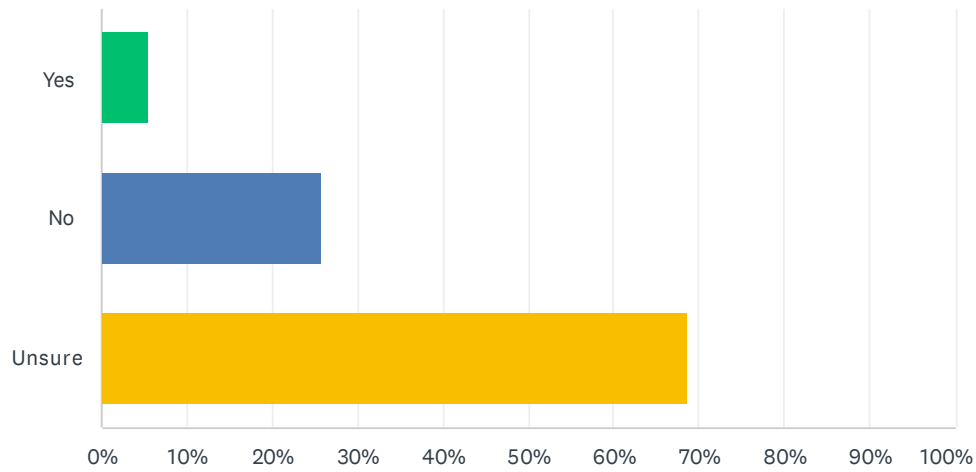
Answered: 393 Skipped: 106



ANSWER CHOICES	RESPONSES	
0	4.58%	18
1	2.29%	9
2	5.09%	20
3	12.72%	50
4	13.49%	53
5	19.59%	77
6	9.92%	39
7	32.32%	127
TOTAL		393

Q38 Does Glen Rock offer enough exercise programs?

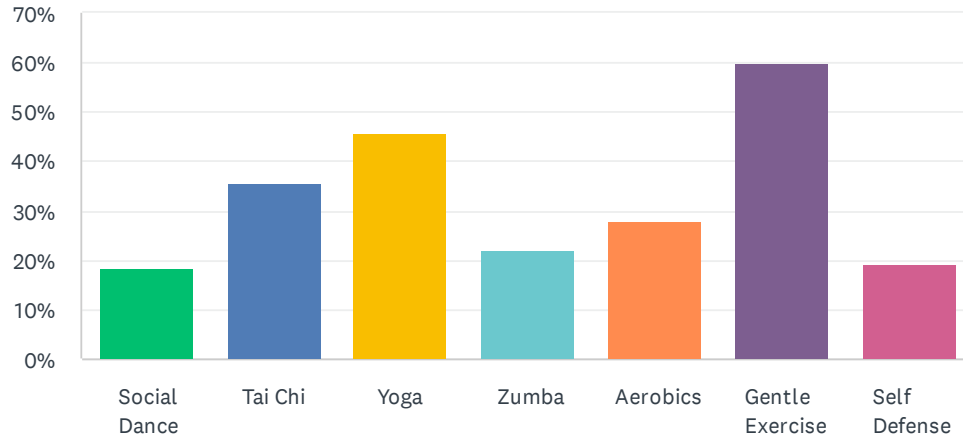
Answered: 396 Skipped: 103



ANSWER CHOICES	RESPONSES	
Yes	5.56%	22
No	25.76%	102
Unsure	68.69%	272
TOTAL		396

Q39 If applicable, what exercise programs would you like to have available? [CHOOSE ALL THAT APPLY]

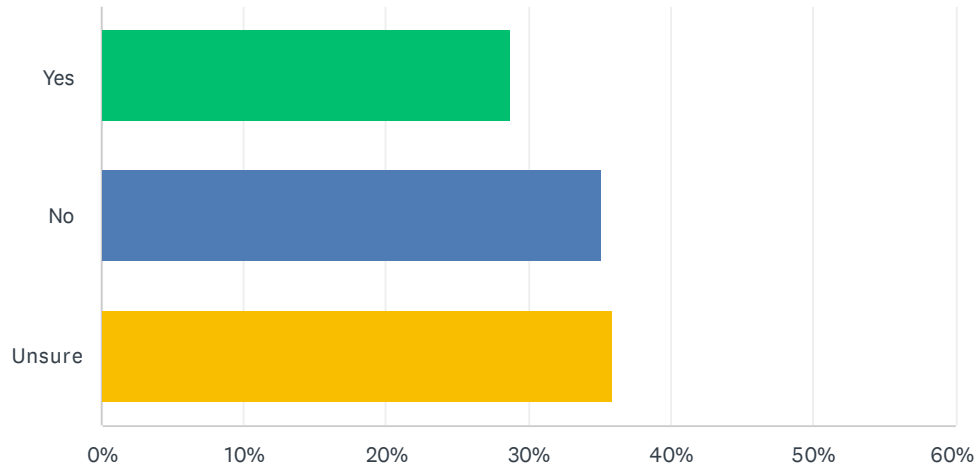
Answered: 312 Skipped: 187



ANSWER CHOICES	RESPONSES	
Social Dance	18.59%	58
Tai Chi	35.58%	111
Yoga	45.51%	142
Zumba	22.12%	69
Aerobics	27.88%	87
Gentle Exercise	59.94%	187
Self Defense	19.23%	60
Total Respondents: 312		

Q40 Would you be more likely to use the Annex for exercise programs if they were offered in the evening?

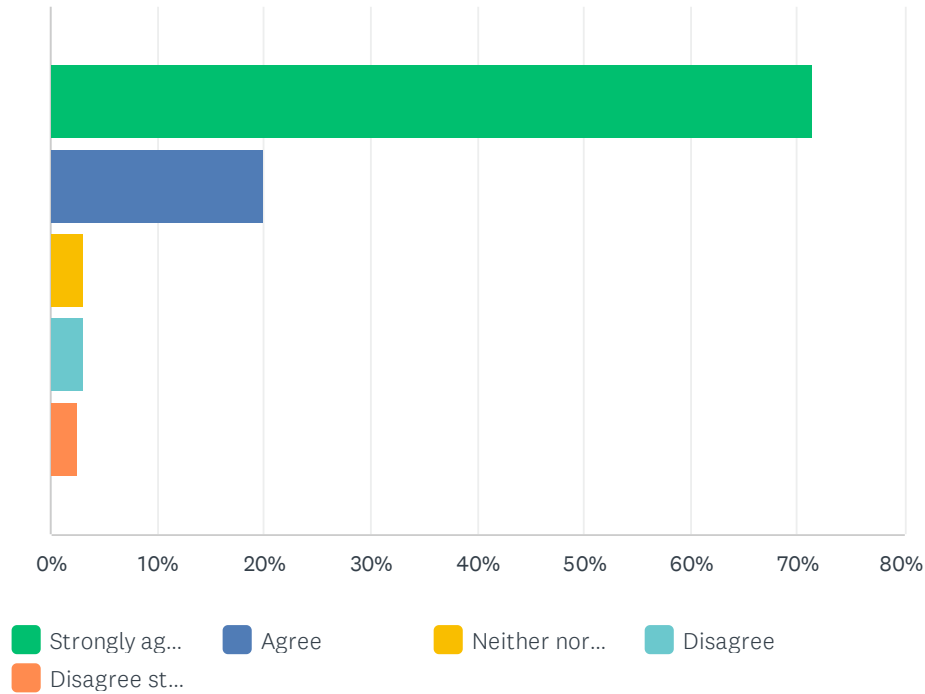
Answered: 392 Skipped: 107



ANSWER CHOICES	RESPONSES	
Yes	28.83%	113
No	35.20%	138
Unsure	35.97%	141
TOTAL		392

Q41 Please respond to this statement: I have no difficulties shopping for my meals.

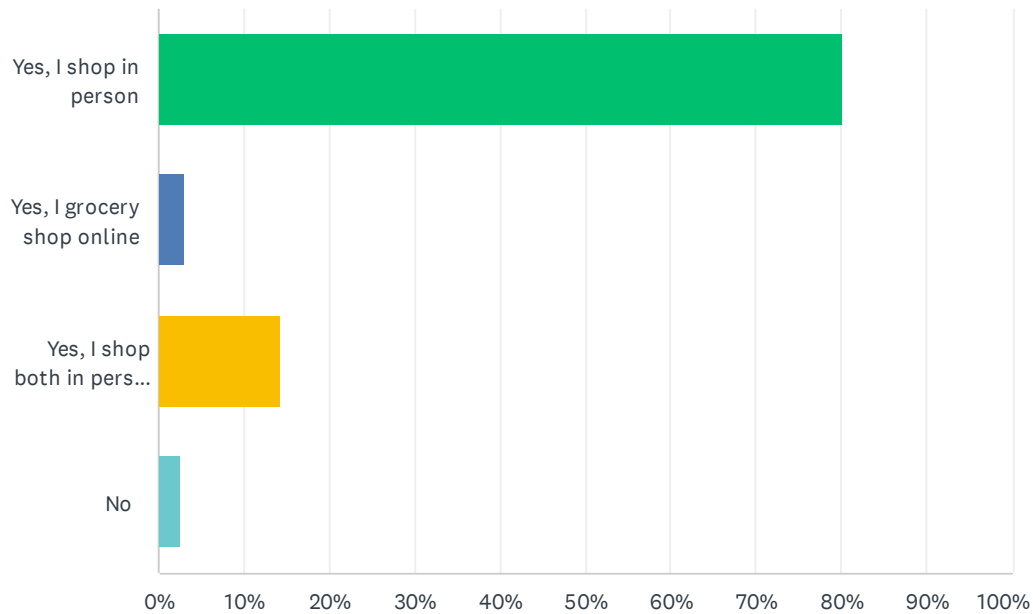
Answered: 397 Skipped: 102



	STRONGLY AGREE	AGREE	NEITHER NOR DISAGREE	DISAGREE	DISAGREE STRONGLY	TOTAL	WEIGHTED AVERAGE
	71.54% 284	19.90% 79	3.02% 12	3.02% 12	2.52% 10	397	1.45

Q42 Do you grocery shop for yourself?

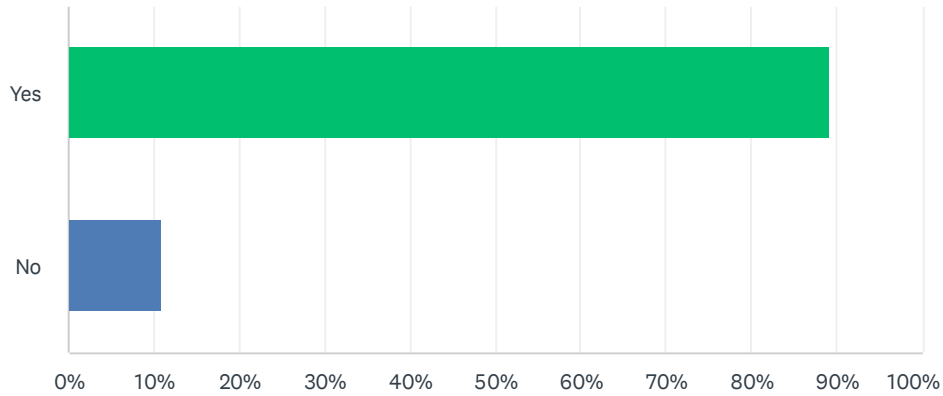
Answered: 397 Skipped: 102



ANSWER CHOICES	RESPONSES	
Yes, I shop in person	80.10%	318
Yes, I grocery shop online	3.02%	12
Yes, I shop both in person and online	14.36%	57
No	2.52%	10
TOTAL		397

Q43 Can you find all food items you desire in Glen Rock or nearby (e.g., specialty foods, ethnic foods)?

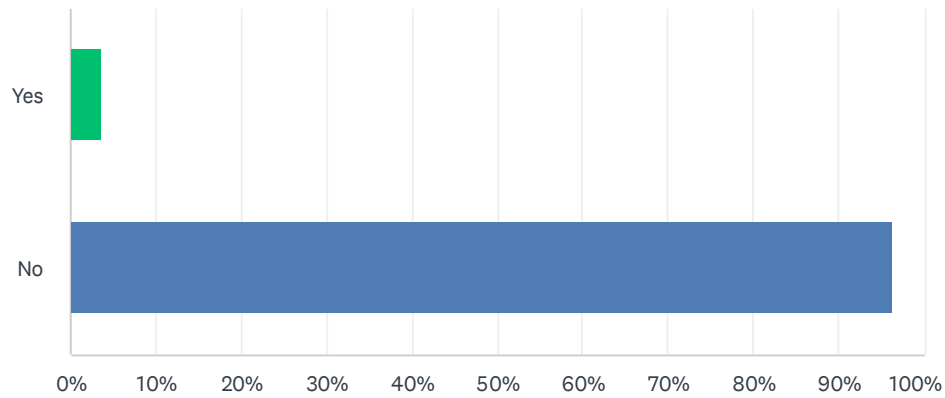
Answered: 392 Skipped: 107



ANSWER CHOICES	RESPONSES	
Yes	89.03%	349
No	10.97%	43
TOTAL		392

Q44 Do you need someone to transport you to the grocery store?

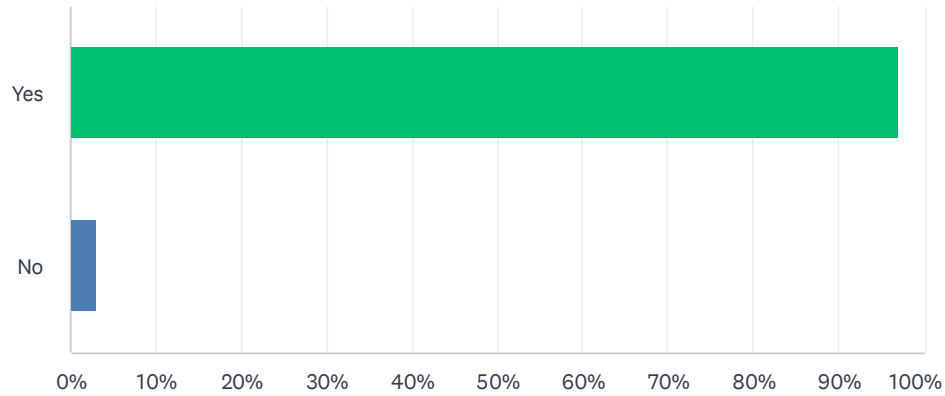
Answered: 396 Skipped: 103



ANSWER CHOICES	RESPONSES	
Yes	3.54%	14
No	96.46%	382
TOTAL		396

Q45 Do you have the ability to use a computer and shop online, if you choose to now or in the future?

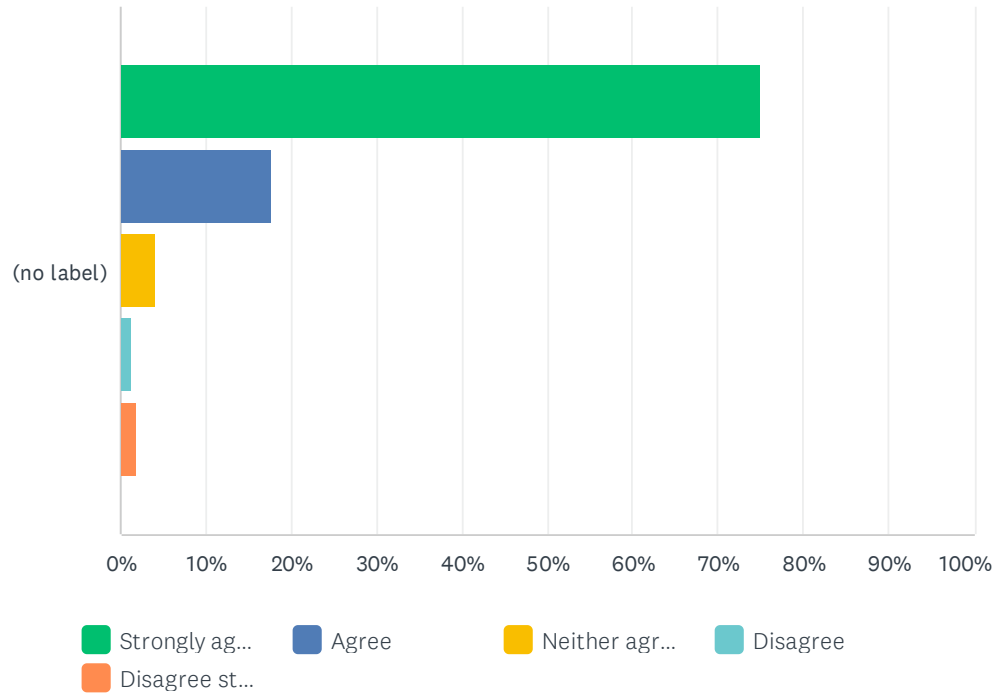
Answered: 400 Skipped: 99



ANSWER CHOICES	RESPONSES	
Yes	97.00%	388
No	3.00%	12
TOTAL		400

Q46 Please respond to this statement: I have no difficulties preparing my meals.

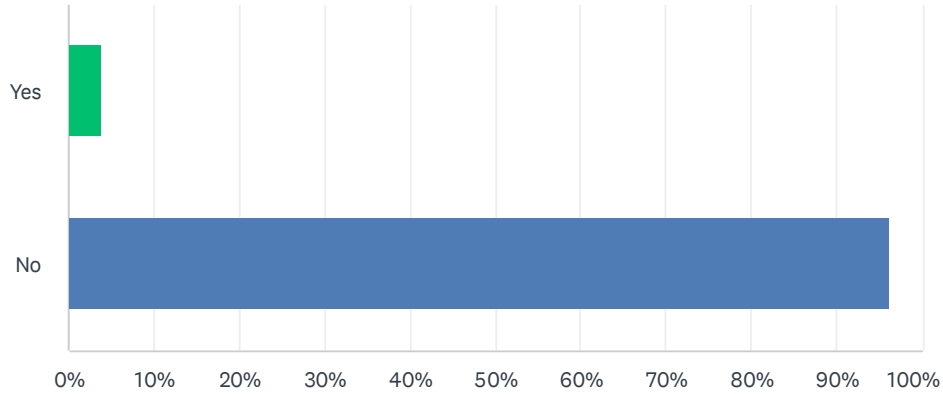
Answered: 396 Skipped: 103



	STRONGLY AGREE	AGREE	NEITHER AGREE NOR DISAGREE	DISAGREE	DISAGREE STRONGLY	TOTAL	WEIGHTED AVERAGE
(no label)	75.00% 297	17.68% 70	4.04% 16	1.26% 5	2.02% 8	396	1.38

Q47 Do you require assistance with any of the following activities: eating, dressing, grooming, bathing, walking?

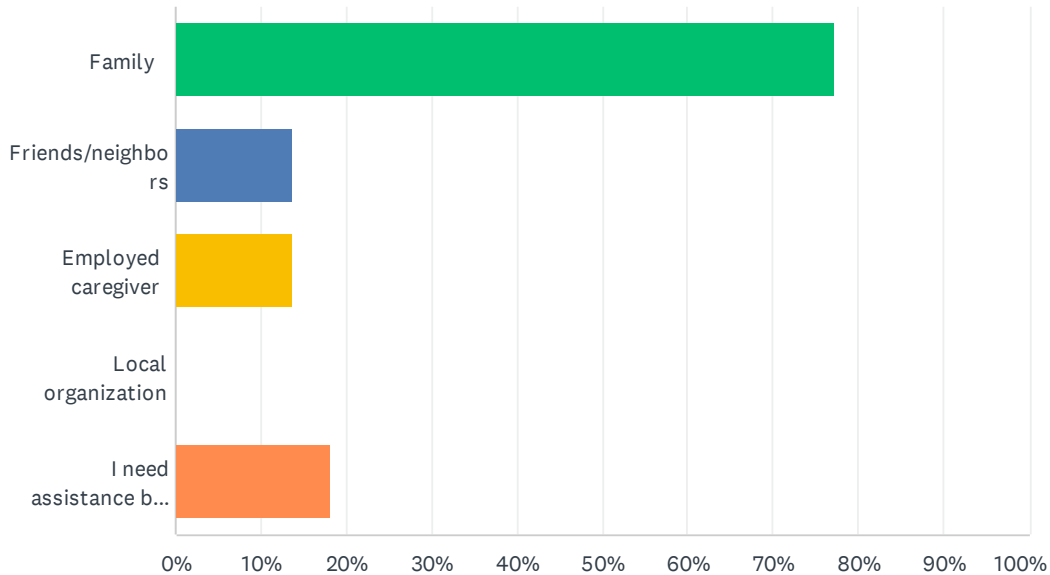
Answered: 397 Skipped: 102



ANSWER CHOICES	RESPONSES	
Yes	3.78%	15
No	96.22%	382
TOTAL		397

Q48 If you answered Yes to question 47 above, who provides the assistance?

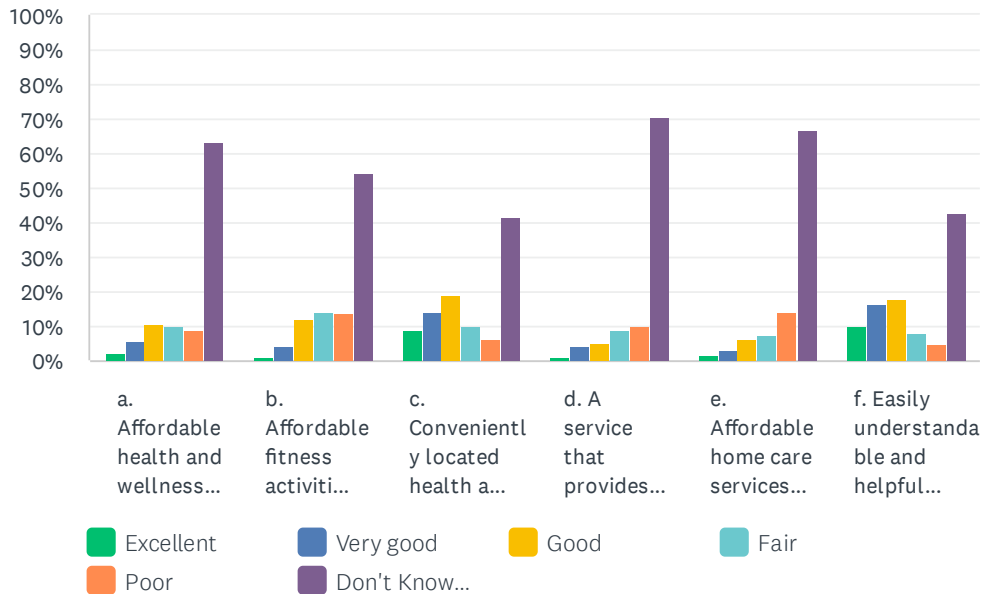
Answered: 22 Skipped: 477



ANSWER CHOICES	RESPONSES	
Family	77.27%	17
Friends/neighbors	13.64%	3
Employed caregiver	13.64%	3
Local organization	0.00%	0
I need assistance but no one is helping me now	18.18%	4
Total Respondents: 22		

Q49 Thinking about health and wellness services in Glen Rock, how would you rate our community on having the following?

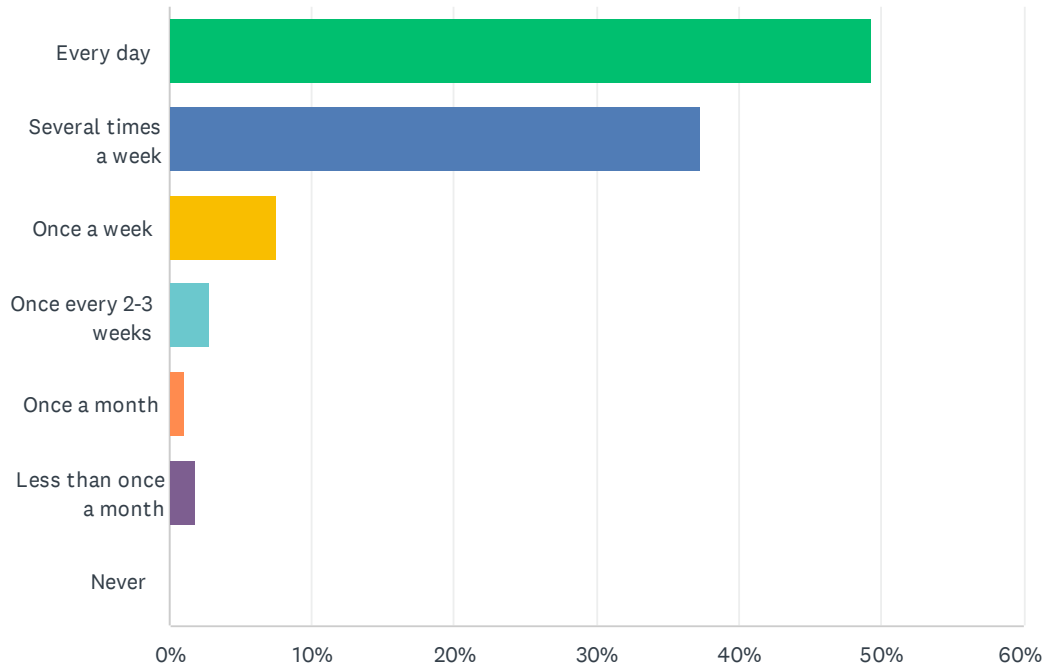
Answered: 391 Skipped: 108



	EXCELLENT	VERY GOOD	GOOD	FAIR	POOR	DON'T KNOW/NOT SURE	TOTAL
a. Affordable health and wellness programs and classes in areas such as nutrition, smoking cessation, and weight control	2.06% 8	5.91% 23	10.28% 40	9.77% 38	9.00% 35	62.98% 245	389
b. Affordable fitness activities specifically geared towards older adults	1.03% 4	4.38% 17	12.11% 47	14.18% 55	13.92% 54	54.38% 211	388
c. Conveniently located health and social services	9.04% 35	14.21% 55	18.86% 73	9.82% 38	6.46% 25	41.60% 161	387
d. A service that provides people to help seniors easily find and access health and supportive services	1.30% 5	4.15% 16	5.18% 20	8.81% 34	9.84% 38	70.73% 273	386
e. Affordable home care services including personal care and housekeeping	1.55% 6	3.37% 13	6.48% 25	7.51% 29	13.99% 54	67.10% 259	386
f. Easily understandable and helpful local hospital or clinic answering services	9.82% 38	16.54% 64	18.09% 70	7.75% 30	4.91% 19	42.89% 166	387

Q50 How often do you have contact with family, friends, or neighbors who do not live with you?

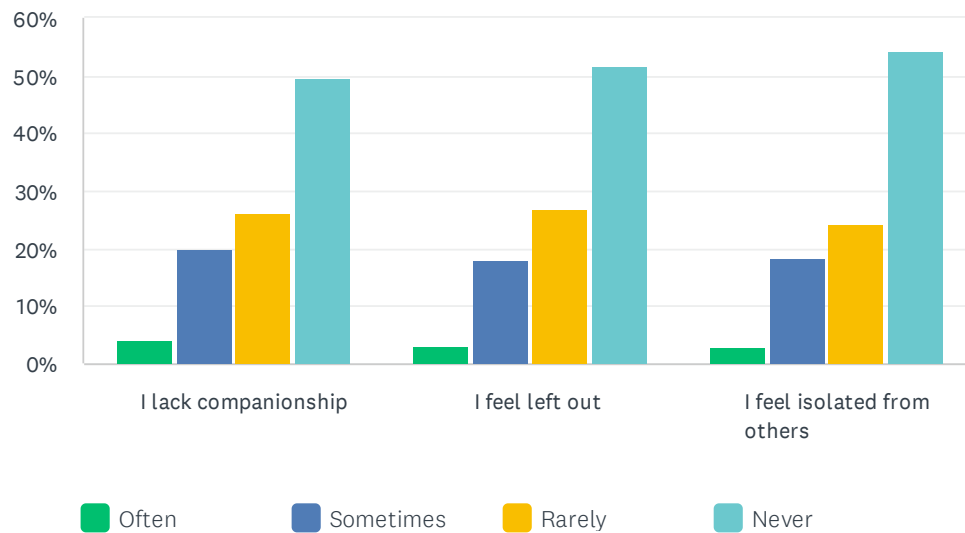
Answered: 383 Skipped: 116



ANSWER CHOICES	RESPONSES	
Every day	49.35%	189
Several times a week	37.34%	143
Once a week	7.57%	29
Once every 2-3 weeks	2.87%	11
Once a month	1.04%	4
Less than once a month	1.83%	7
Never	0.00%	0
TOTAL		383

Q51 How often do you feel the following?

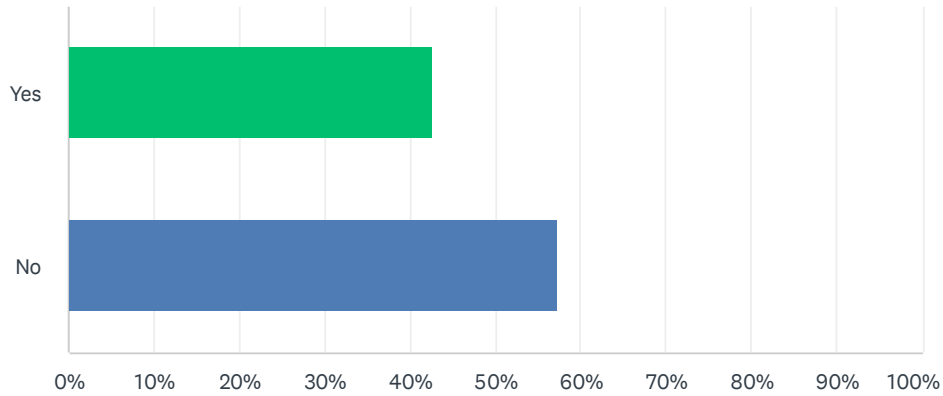
Answered: 375 Skipped: 124



	OFTEN	SOMETIMES	RARELY	NEVER	TOTAL
I lack companionship	4.03% 15	19.89% 74	26.34% 98	49.73% 185	372
I feel left out	3.23% 12	18.01% 67	26.88% 100	51.88% 193	372
I feel isolated from others	2.96% 11	18.28% 68	24.46% 91	54.30% 202	372

Q52 Do you know older adults in Glen Rock who do not participate in any activities available within the community?

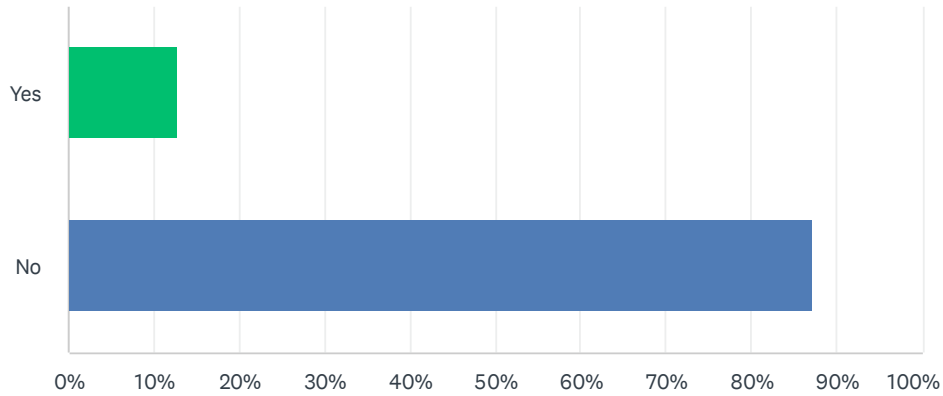
Answered: 373 Skipped: 126



ANSWER CHOICES	RESPONSES	
Yes	42.63%	159
No	57.37%	214
TOTAL		373

Q53 Do you know of any older adults in Glen Rock who are isolated and/or homebound and could use assistance?

Answered: 376 Skipped: 123



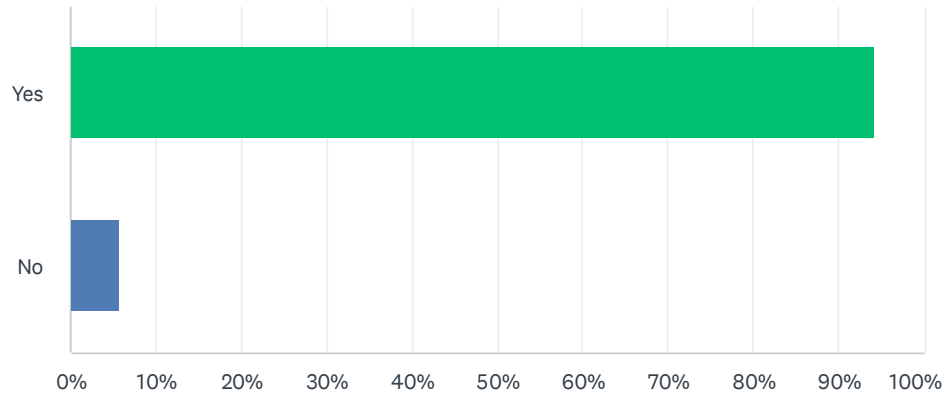
ANSWER CHOICES	RESPONSES	
Yes	12.77%	48
No	87.23%	328
TOTAL		376

Q54 If you answered Yes to either of the two questions above how do you think as a community we should reach out to these adults to provide services or get them involved?

Answered: 110 Skipped: 389

Q55 If you were in trouble, do you have friends or family who can help you at any time of the day or night?

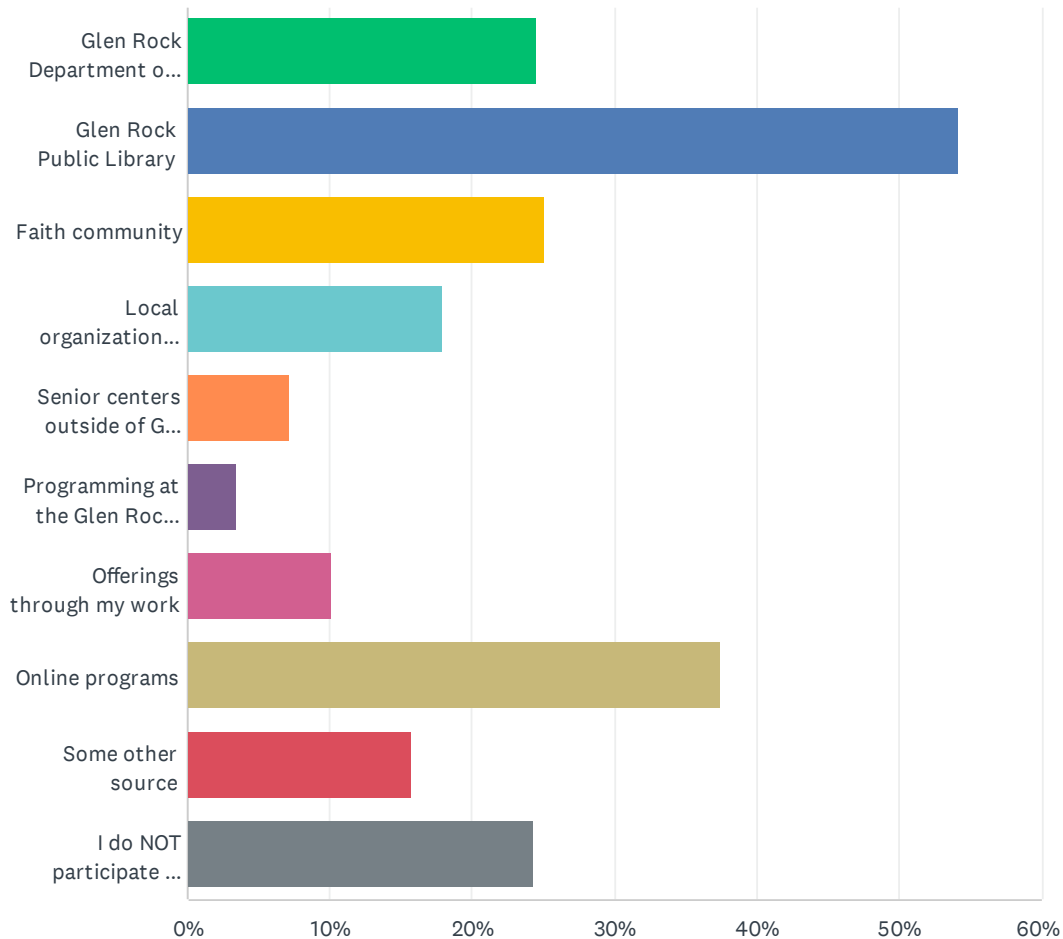
Answered: 376 Skipped: 123



ANSWER CHOICES	RESPONSES	
Yes	94.15%	354
No	5.85%	22
TOTAL		376

Q56 Which of the following sources for continuing education or self-improvement classes or workshops do you use? [CHECK ALL THAT APPLY]

Answered: 374 Skipped: 125

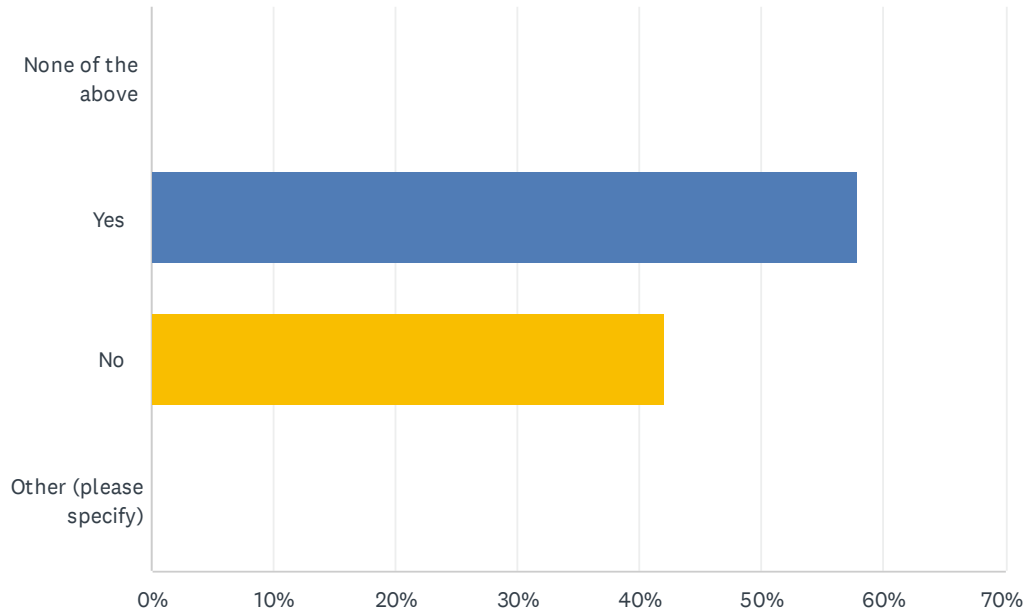


Age Friendly - Senior Survey

ANSWER CHOICES	RESPONSES	
Glen Rock Department of Parks and Recreation	24.60%	92
Glen Rock Public Library	54.28%	203
Faith community	25.13%	94
Local organizations or businesses	17.91%	67
Senior centers outside of Glen Rock	7.22%	27
Programming at the Glen Rock Annex	3.48%	13
Offerings through my work	10.16%	38
Online programs	37.43%	140
Some other source	15.78%	59
I do NOT participate in any continuing education/self-improvement classes	24.33%	91
Total Respondents: 374		

Q57 Are you involved with any clubs, community or religious organizations, or senior groups?

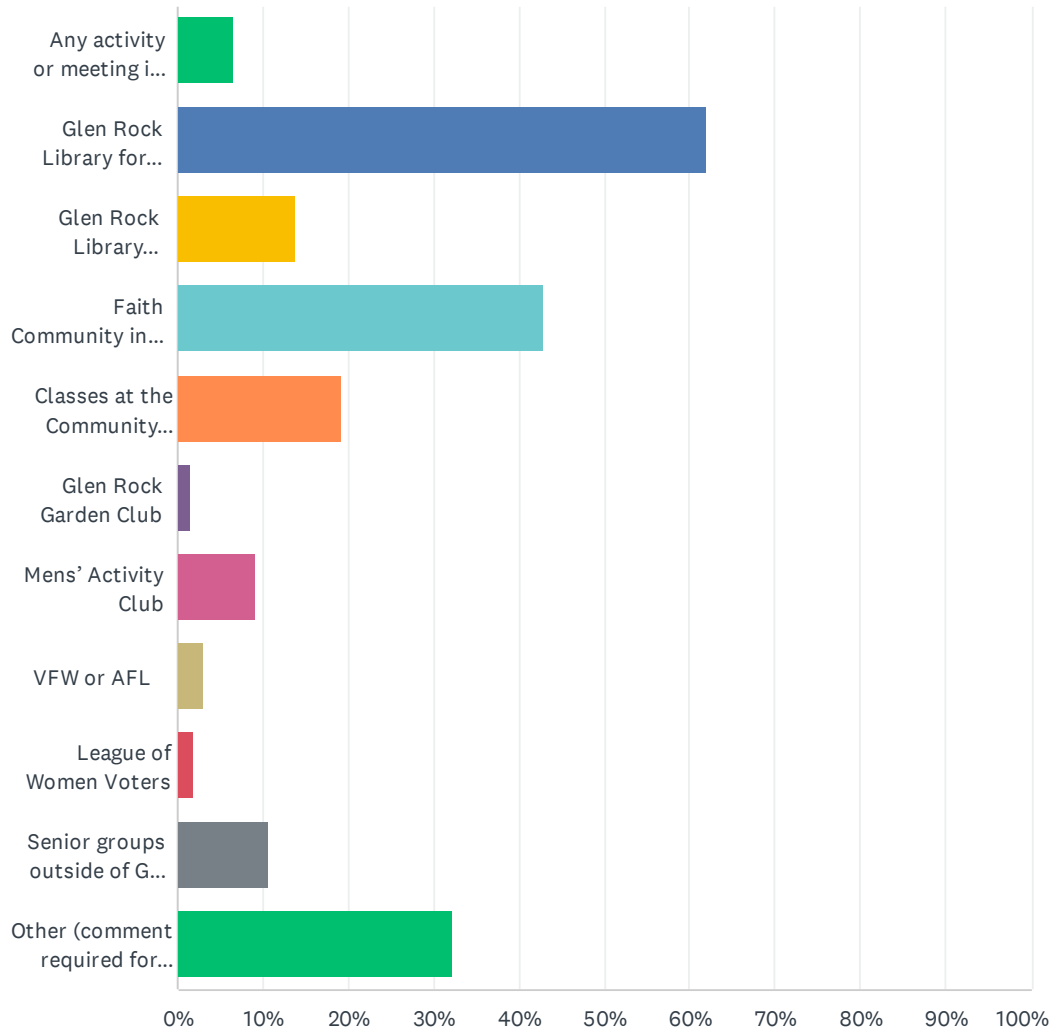
Answered: 378 Skipped: 121



ANSWER CHOICES	RESPONSES	
None of the above	0.00%	0
Yes	57.94%	219
No	42.06%	159
Other (please specify)	0.00%	0
TOTAL		378

Q58 If you selected yes for Question 57, please CHOOSE ALL THAT APPLY:

Answered: 261 Skipped: 238

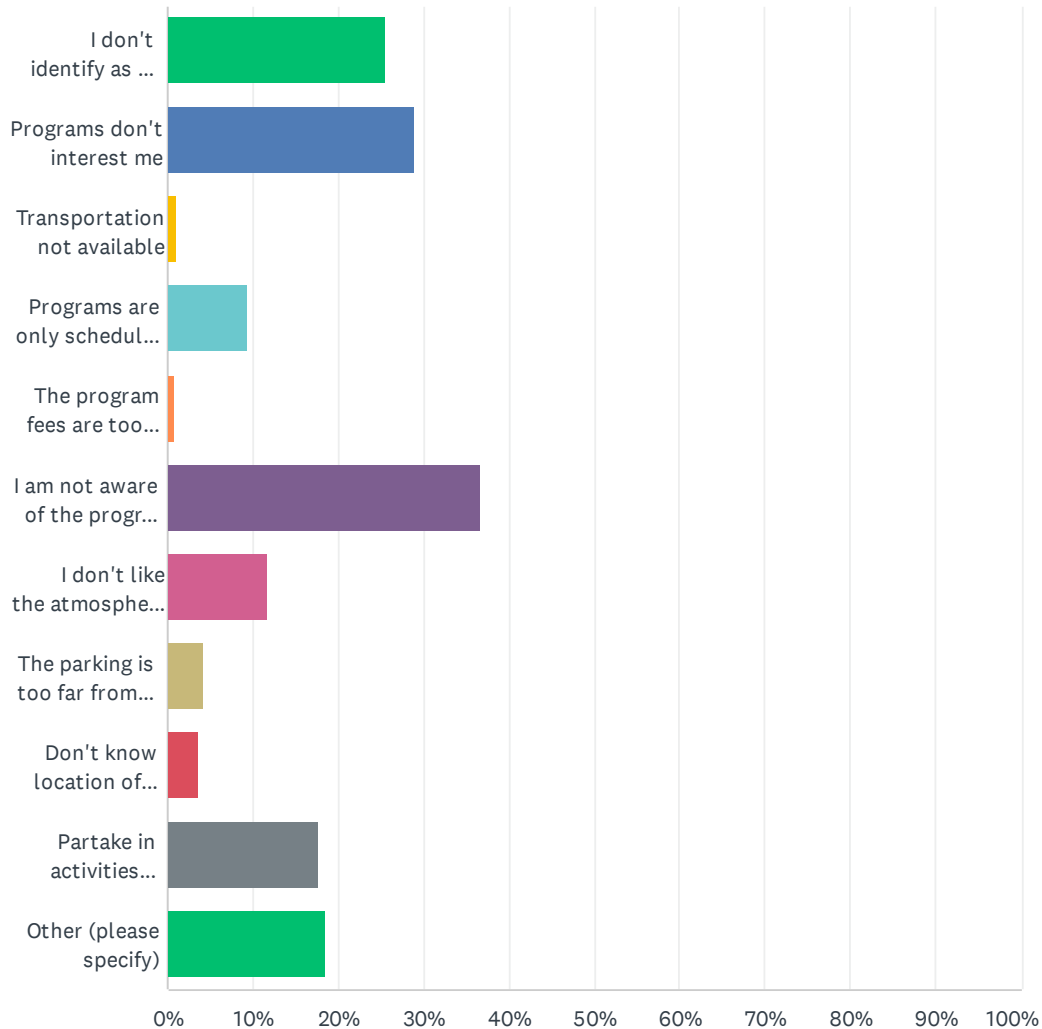


Age Friendly - Senior Survey

ANSWER CHOICES	RESPONSES	
Any activity or meeting in the Glen Rock Annex	6.51%	17
Glen Rock Library for borrowing books or materials	62.07%	162
Glen Rock Library organized activities	13.79%	36
Faith Community in Glen Rock or nearby	42.91%	112
Classes at the Community School	19.16%	50
Glen Rock Garden Club	1.53%	4
Mens' Activity Club	9.20%	24
VFW or AFL	3.07%	8
League of Women Voters	1.92%	5
Senior groups outside of Glen Rock	10.73%	28
Other (comment required for this answer choice)	32.18%	84
Total Respondents: 261		

Q59 If you do not attend programming at the Annex could you tell us why? [CHOOSE ALL THAT APPLY]

Answered: 355 Skipped: 144

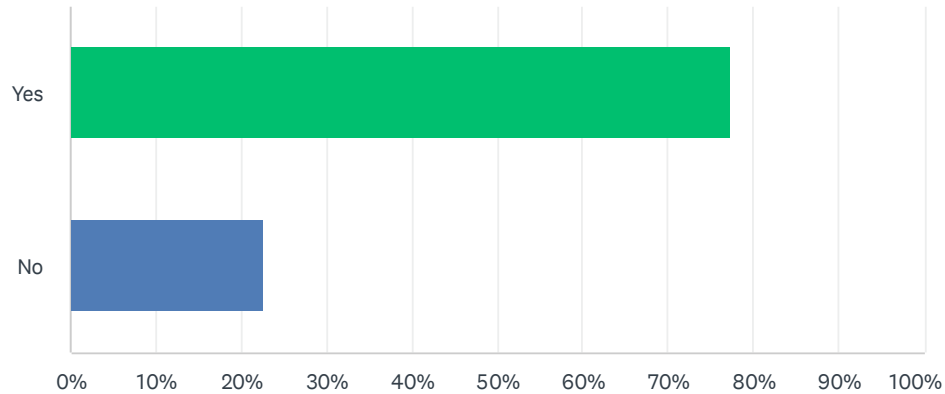


Age Friendly - Senior Survey

ANSWER CHOICES	RESPONSES	
I don't identify as a senior citizen	25.63%	91
Programs don't interest me	29.01%	103
Transportation not available	1.13%	4
Programs are only scheduled during the day and I work	9.30%	33
The program fees are too expensive	0.85%	3
I am not aware of the programs and schedules	36.62%	130
I don't like the atmosphere in the space	11.83%	42
The parking is too far from building	4.23%	15
Don't know location of Annex	3.66%	13
Partake in activities outside of Glen Rock	17.75%	63
Other (please specify)	18.59%	66
Total Respondents: 355		

Q60 Do you attend town activities such as Pops concerts, Glen Rock Guild or Chamber of Commerce events, art festivals, town parades, etc.?

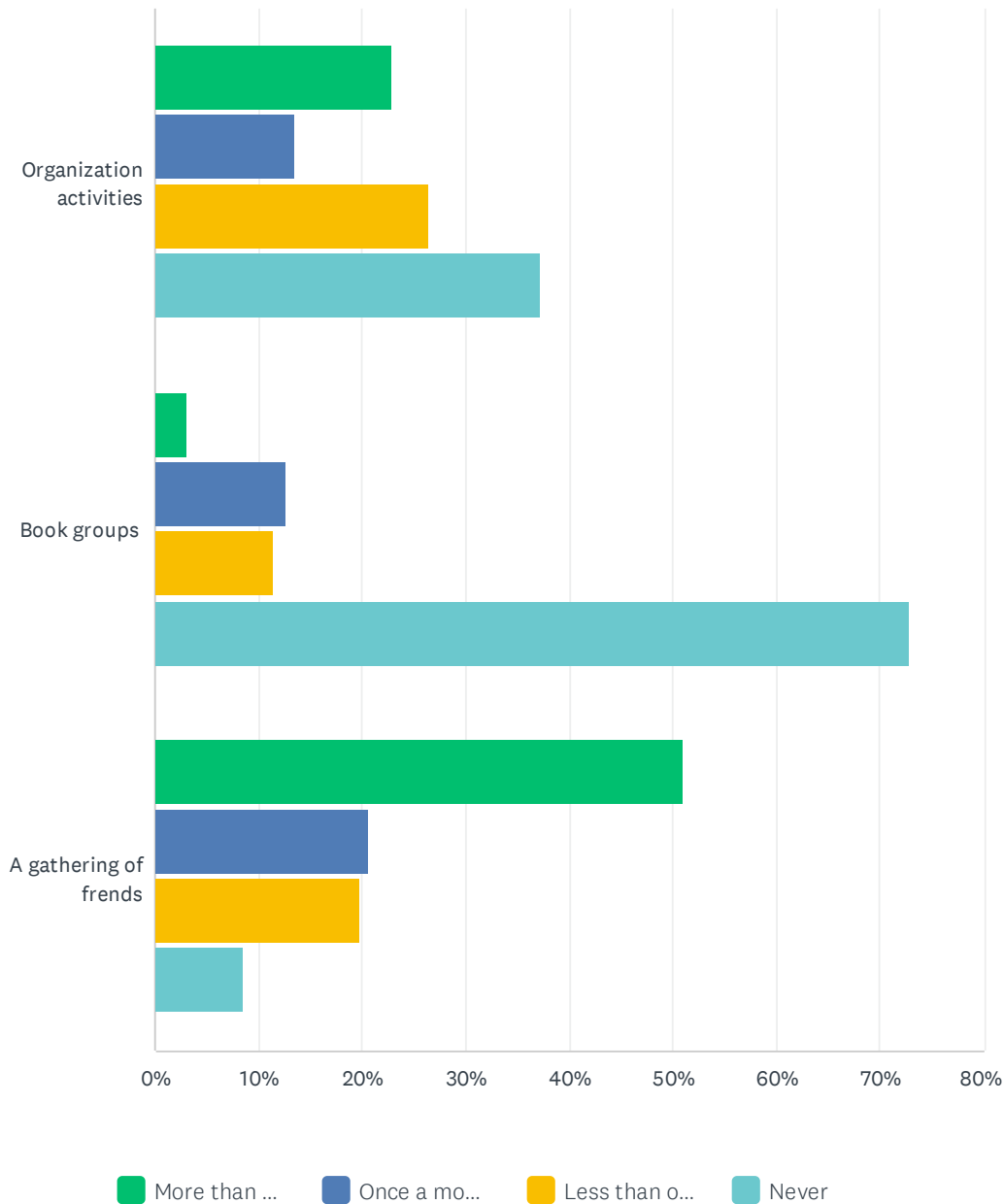
Answered: 380 Skipped: 119



ANSWER CHOICES	RESPONSES	
Yes	77.37%	294
No	22.63%	86
TOTAL		380

Q61 How frequently are you involved in the following activities?

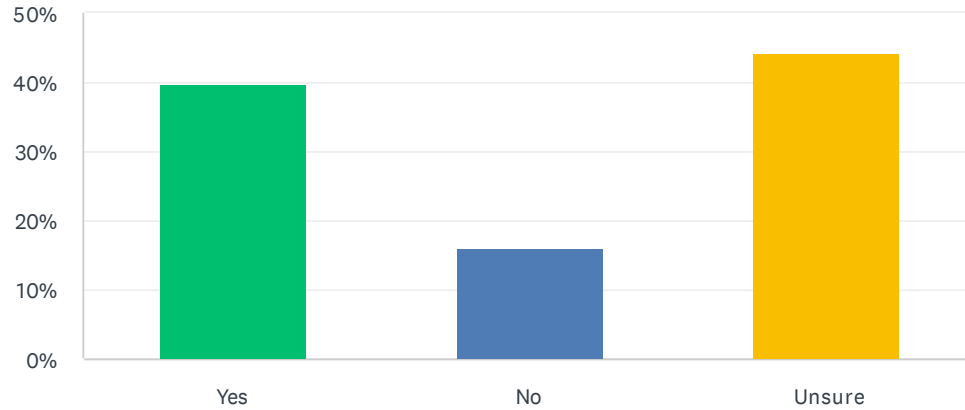
Answered: 376 Skipped: 123



	MORE THAN ONCE A MONTH	ONCE A MONTH	LESS THAN ONCE A MONTH	NEVER	TOTAL	WEIGHTED AVERAGE
Organization activities	22.82% 81	13.52% 48	26.48% 94	37.18% 132	355	2.78
Book groups	3.01% 10	12.65% 42	11.45% 38	72.89% 242	332	3.54
A gathering of friends	50.94% 190	20.64% 77	19.84% 74	8.58% 32	373	1.86

Q62 Would you be interested in more inter-generational activities in Glen Rock?

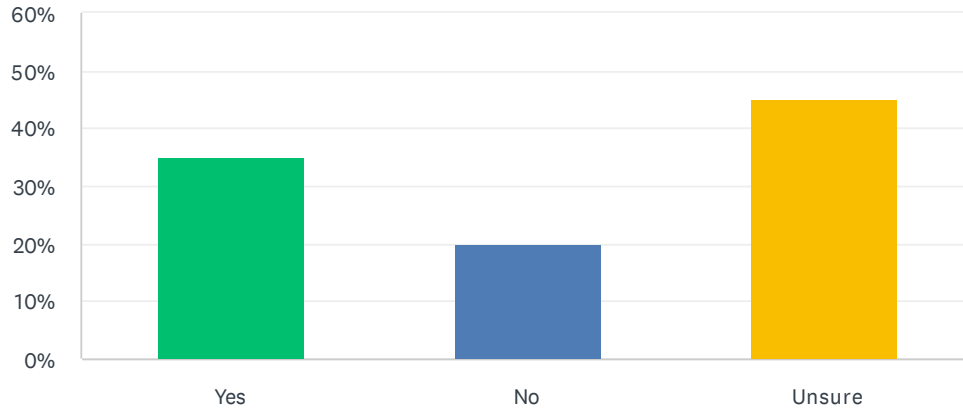
Answered: 380 Skipped: 119



ANSWER CHOICES	RESPONSES	
Yes	39.74%	151
No	16.05%	61
Unsure	44.21%	168
TOTAL		380

Q63 Seniors interested in an organization that organized social events for senior Glen Rock residents

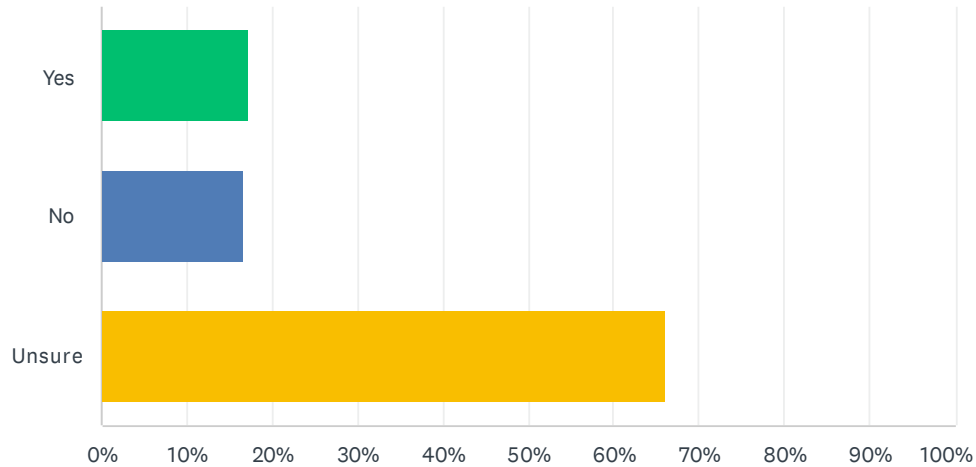
Answered: 379 Skipped: 120



ANSWER CHOICES	RESPONSES	
Yes	35.09%	133
No	19.79%	75
Unsure	45.12%	171
TOTAL		379

Q64 Do you feel there are enough services and activities related to ethnicity or culture?

Answered: 380 Skipped: 119



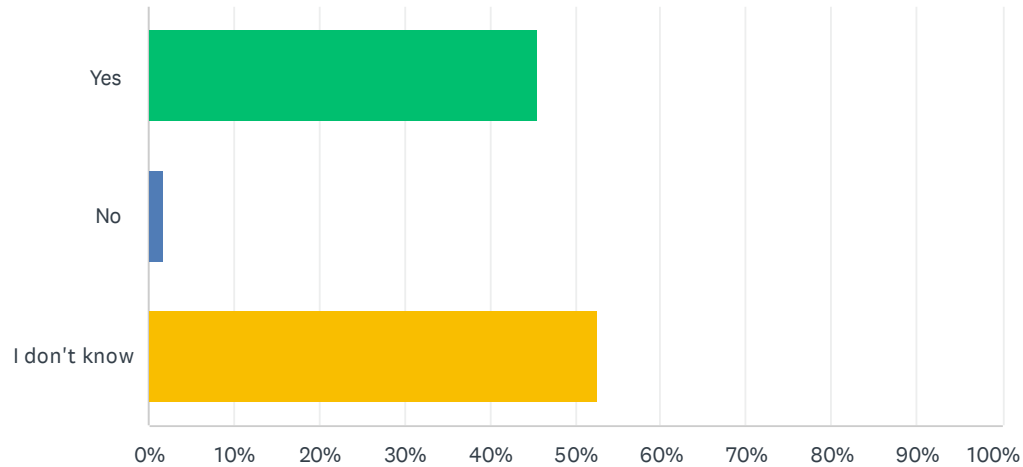
ANSWER CHOICES	RESPONSES	
Yes	17.37%	66
No	16.58%	63
Unsure	66.05%	251
TOTAL		380

Q65 In general, do you have any suggestions for additional activities?

Answered: 134 Skipped: 365

Q66 Do you think there are untapped resources within the older community in Glen Rock?

Answered: 372 Skipped: 127



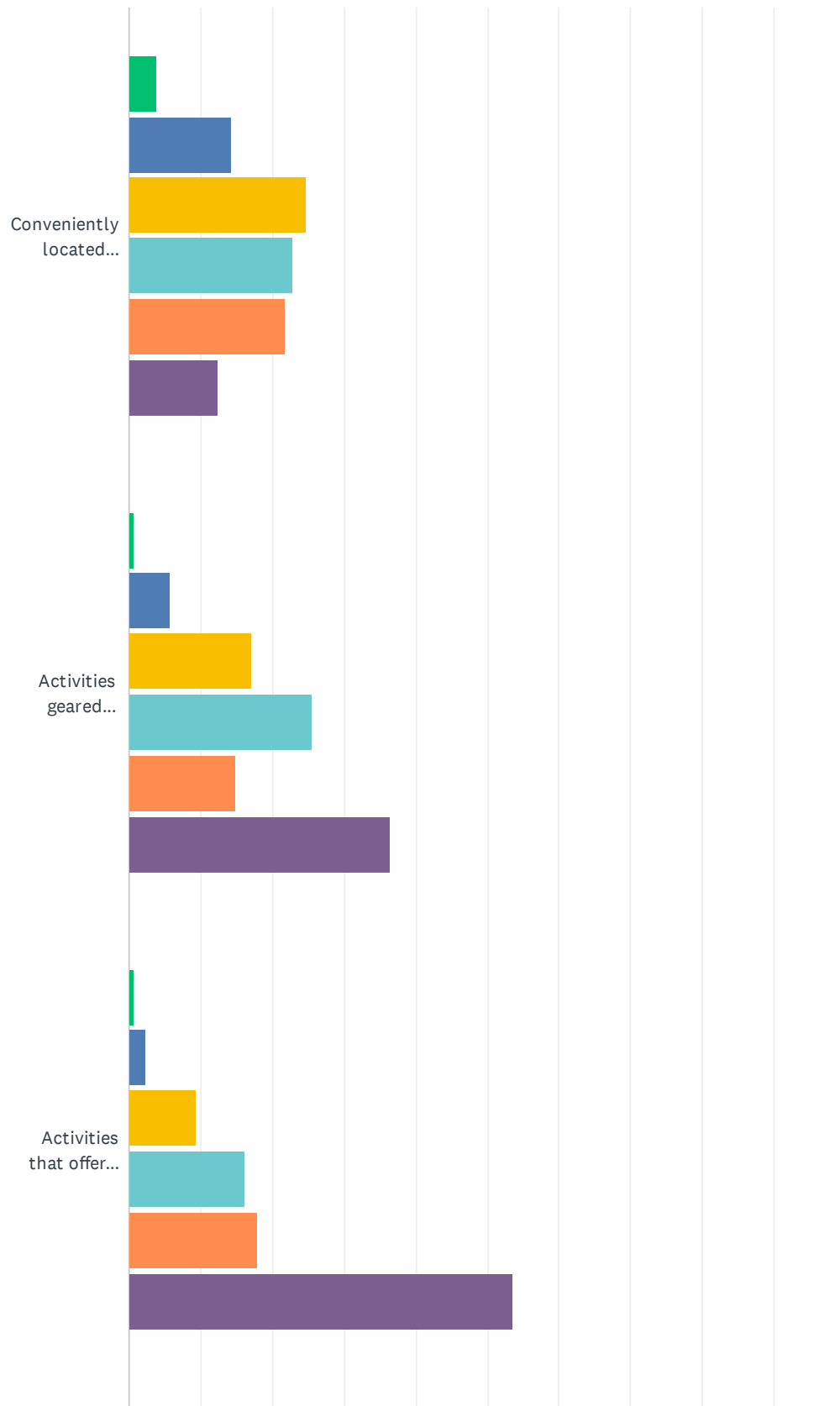
ANSWER CHOICES	RESPONSES	
Yes	45.70%	170
No	1.61%	6
I don't know	52.69%	196
TOTAL		372

Q67 If yes to question 66 would you be more specific while maintaining anonymity?

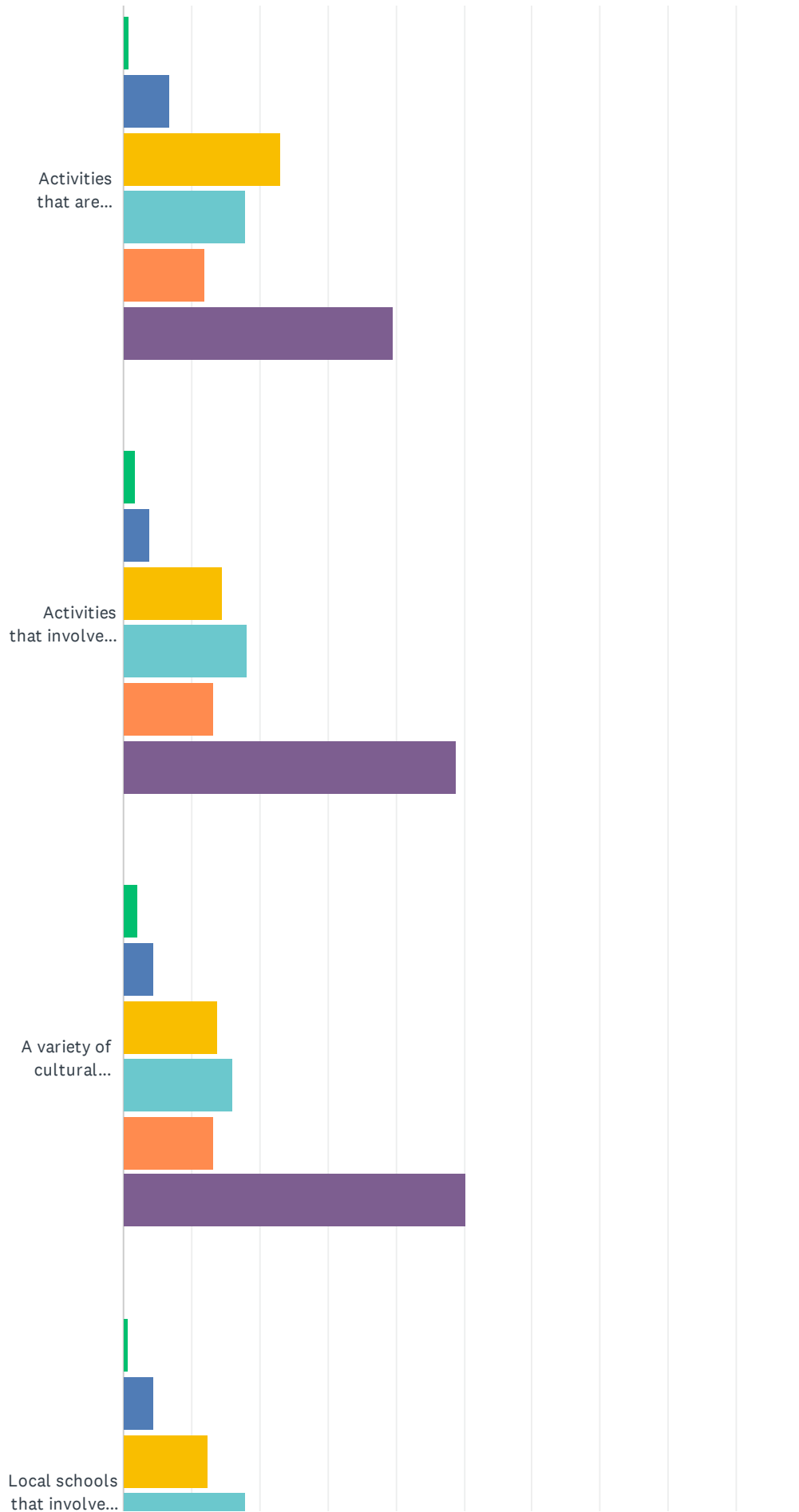
Answered: 111 Skipped: 388

Q68 How would you rate Glen Rock on having the following?

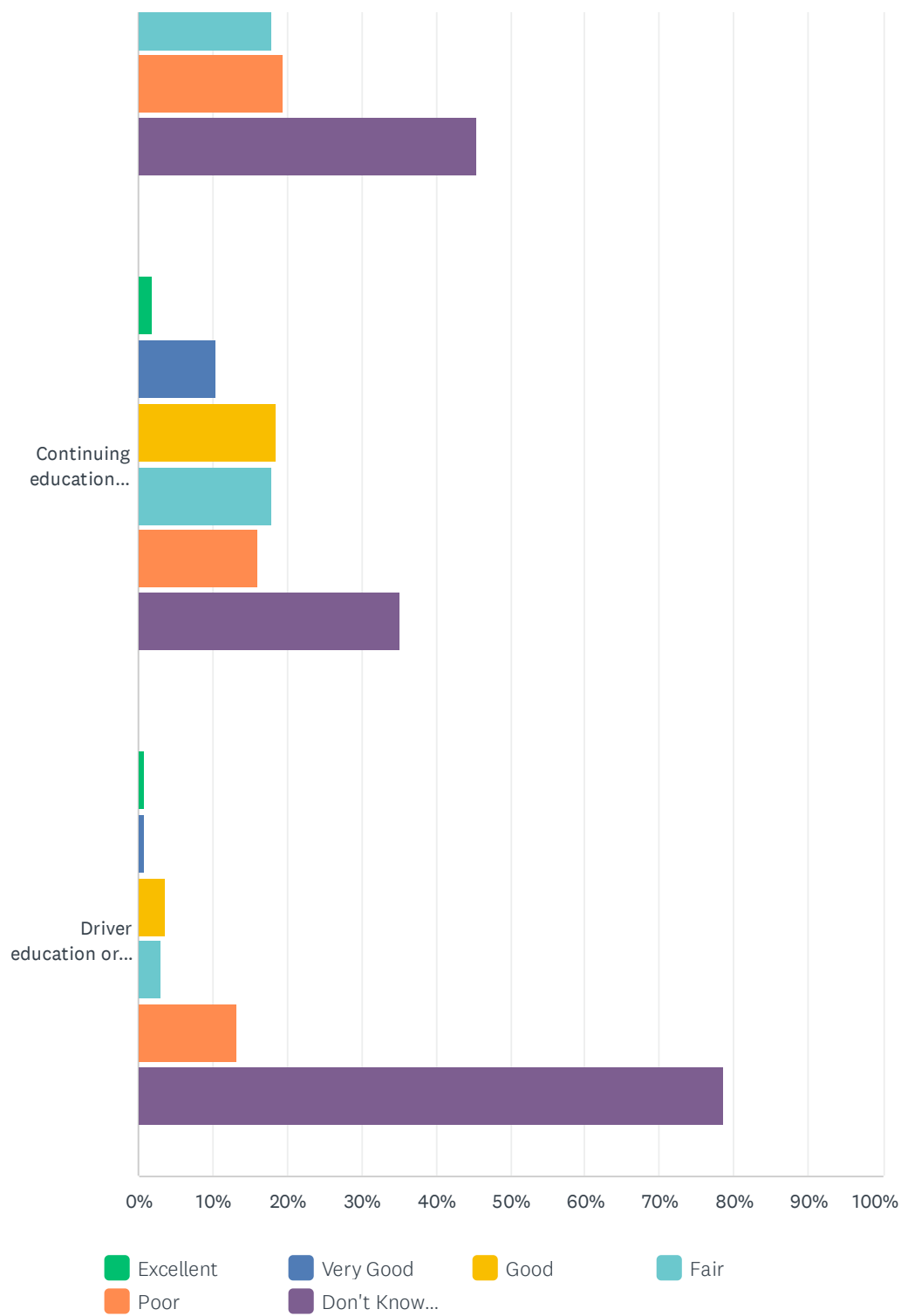
Answered: 373 Skipped: 126



Age Friendly - Senior Survey



Age Friendly - Senior Survey

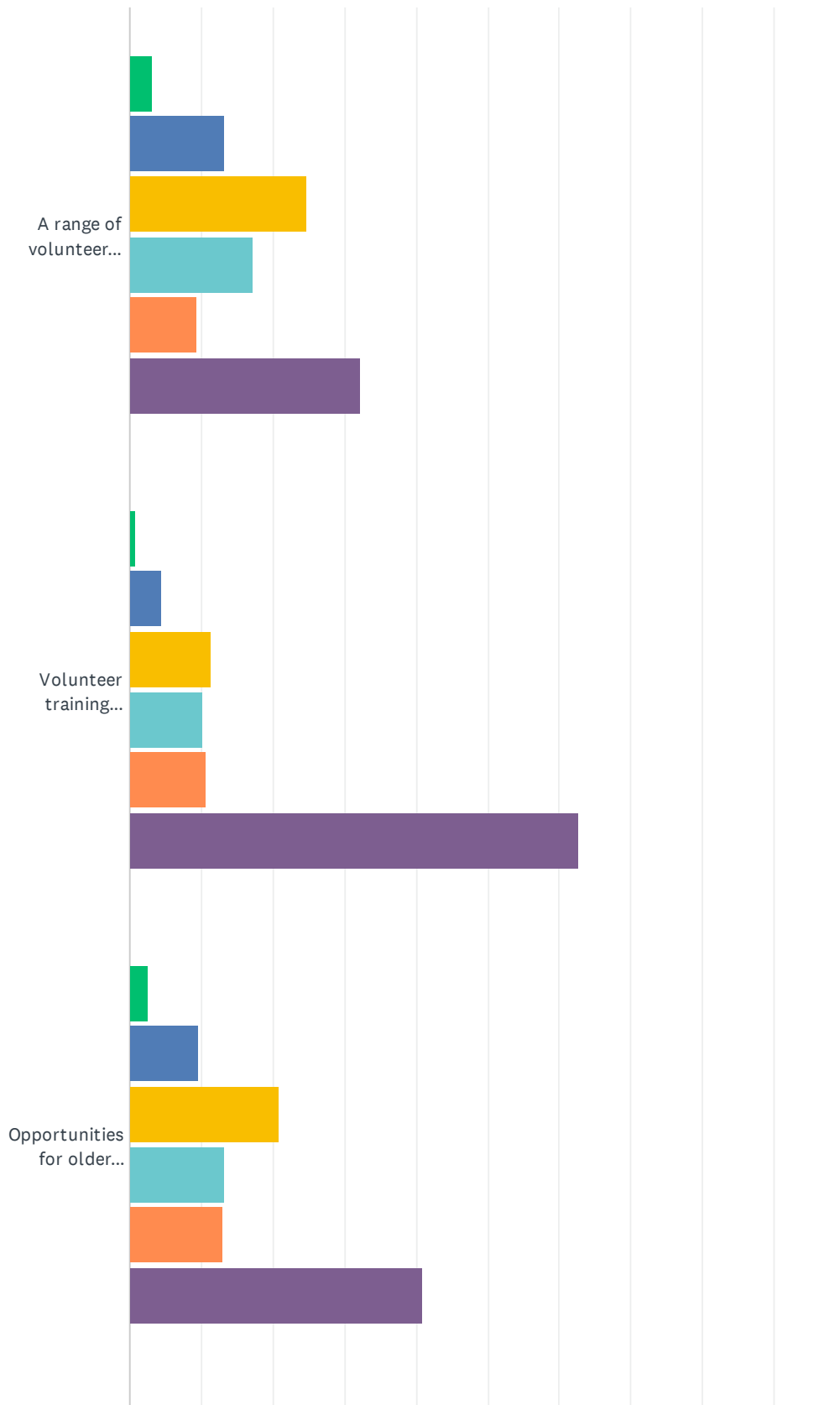


Age Friendly - Senior Survey

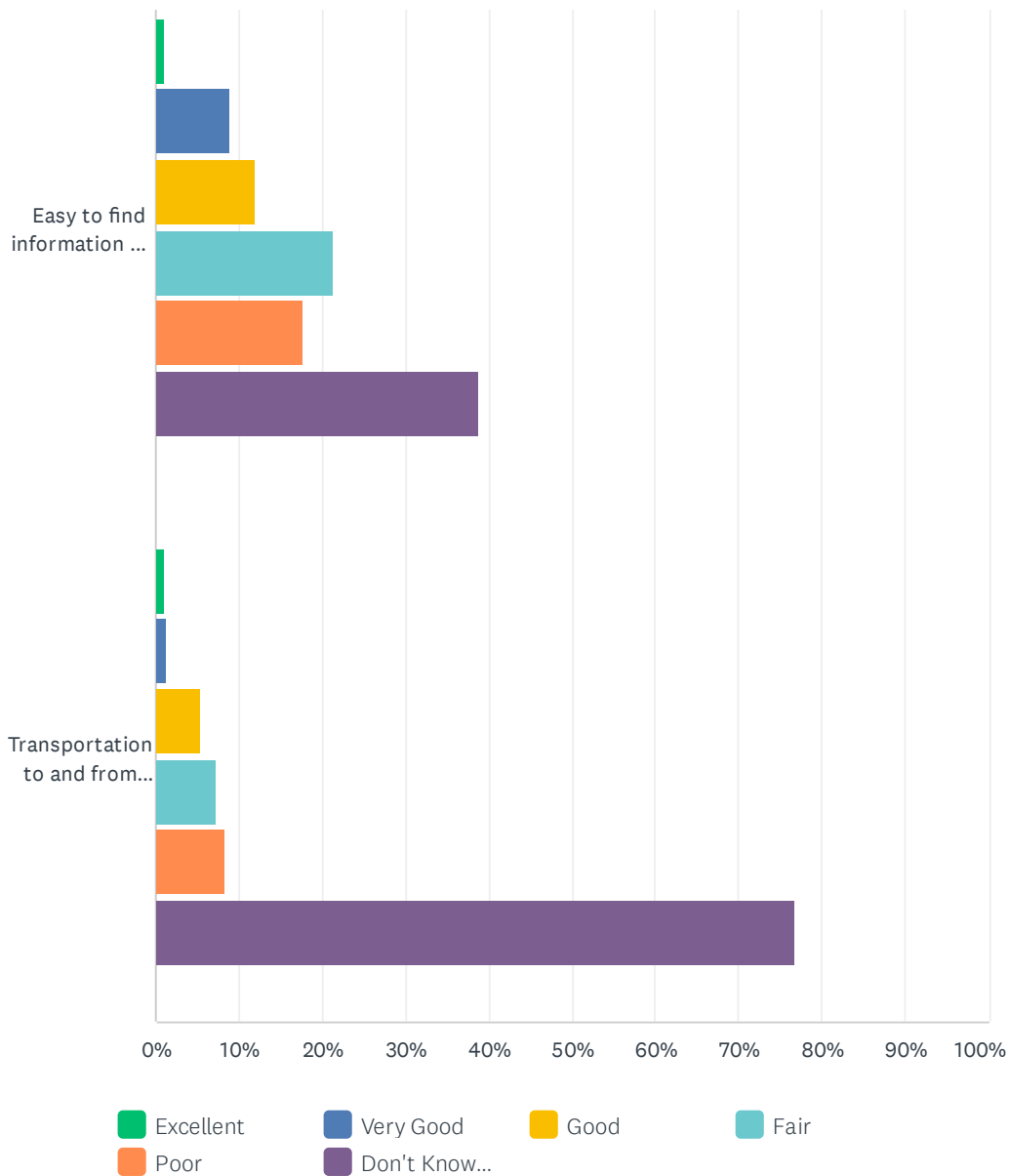
	EXCELLENT	VERY GOOD	GOOD	FAIR	POOR	DON'T KNOW/NOT SURE	TOTAL
Conveniently located entertainment venues	3.77% 14	14.29% 53	24.80% 92	22.91% 85	21.83% 81	12.40% 46	371
Activities geared specifically towards older adults	0.54% 2	5.66% 21	16.98% 63	25.61% 95	14.82% 55	36.39% 135	371
Activities that offer senior discounts	0.54% 2	2.43% 9	9.46% 35	16.22% 60	17.84% 66	53.51% 198	370
Activities that are affordable to all residents	0.81% 3	6.76% 25	22.97% 85	17.84% 66	11.89% 44	39.73% 147	370
Activities that involve both younger and older people	1.64% 6	3.84% 14	14.52% 53	18.08% 66	13.15% 48	48.77% 178	365
A variety of cultural activities for diverse populations	2.21% 8	4.42% 16	13.81% 50	16.02% 58	13.26% 48	50.28% 182	362
Local schools that involve older adults in events and activities	0.55% 2	4.38% 16	12.33% 45	17.81% 65	19.45% 71	45.48% 166	365
Continuing education classes or social clubs to pursue new interests, hobbies, or passions	1.91% 7	10.35% 38	18.53% 68	17.98% 66	16.08% 59	35.15% 129	367
Driver education or refresher courses	0.82% 3	0.82% 3	3.55% 13	3.01% 11	13.11% 48	78.69% 288	366

Q69 How would you rate Glen Rock on having the following?

Answered: 366 Skipped: 133



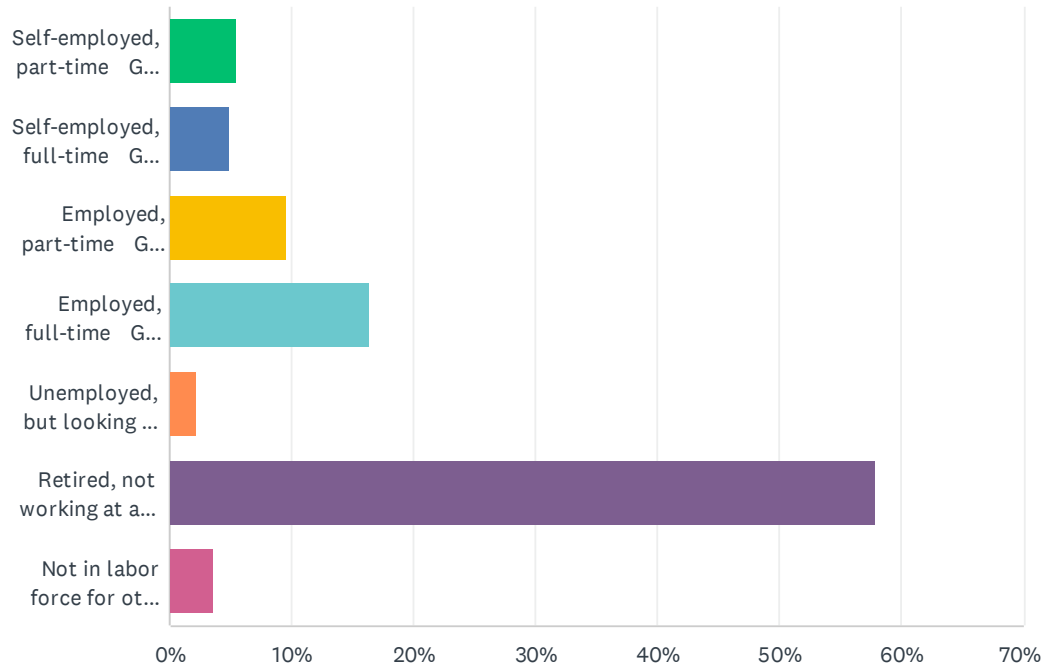
Age Friendly - Senior Survey



	EXCELLENT	VERY GOOD	GOOD	FAIR	POOR	DON'T KNOW/NOT SURE	TOTAL
A range of volunteer activities to choose from	3.30% 12	13.19% 48	24.73% 90	17.31% 63	9.34% 34	32.14% 117	364
Volunteer training opportunities to help people perform better in their volunteer roles	0.82% 3	4.40% 16	11.26% 41	10.16% 37	10.71% 39	62.64% 228	364
Opportunities for older adults to participate in decision making bodies such as community councils or committees	2.47% 9	9.62% 35	20.88% 76	13.19% 48	12.91% 47	40.93% 149	364
Easy to find information on available local volunteer activities	1.09% 4	9.02% 33	12.02% 44	21.31% 78	17.76% 65	38.80% 142	366
Transportation to and from volunteer activities for those who need it	1.10% 4	1.38% 5	5.23% 19	7.16% 26	8.26% 30	76.86% 279	363

Q70 Which of the following best describes your current employment status?

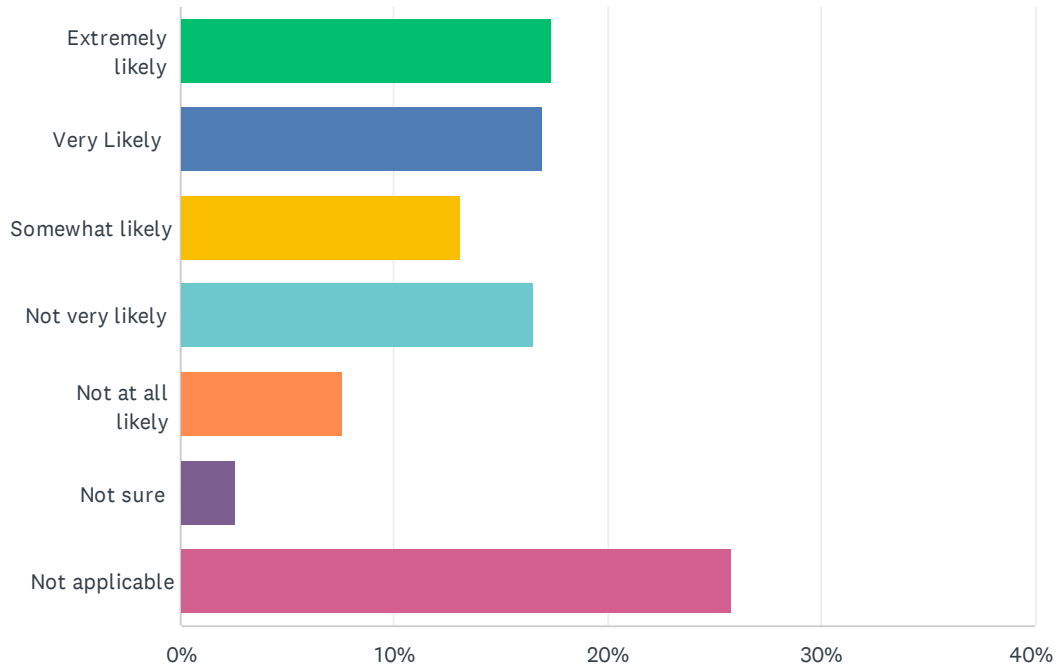
Answered: 366 Skipped: 133



ANSWER CHOICES	RESPONSES	
Self-employed, part-time GO TO Question 71	5.46%	20
Self-employed, full-time GO TO Question 71	4.92%	18
Employed, part-time GO TO Question 71	9.56%	35
Employed, full-time GO TO Question 71	16.39%	60
Unemployed, but looking for work GO TO Question 71	2.19%	8
Retired, not working at all SKIP TO Question 72	57.92%	212
Not in labor force for other reasons SKIP TO Question 72	3.55%	13
TOTAL		366

Q71 How likely is it that you will continue to work as long as possible, rather than choosing to retire and no longer work for pay?

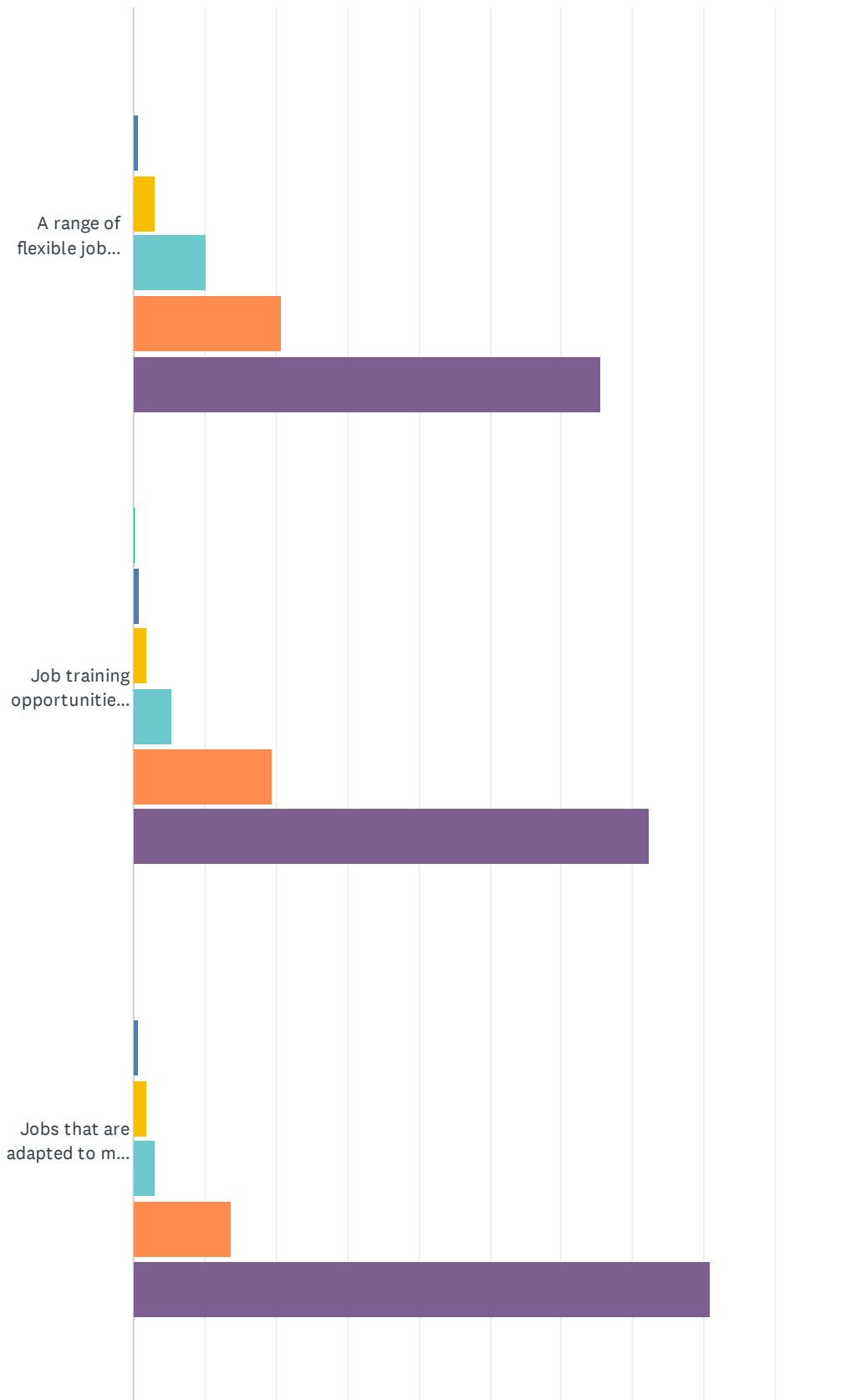
Answered: 236 Skipped: 263



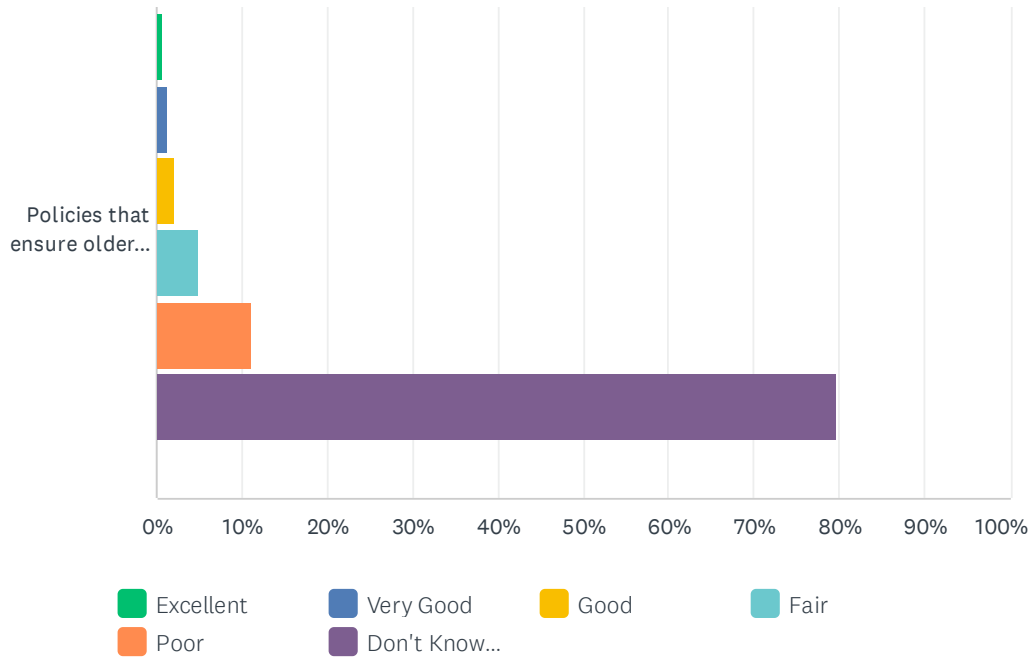
ANSWER CHOICES	RESPONSES	
Extremely likely	17.37%	41
Very Likely	16.95%	40
Somewhat likely	13.14%	31
Not very likely	16.53%	39
Not at all likely	7.63%	18
Not sure	2.54%	6
Not applicable	25.85%	61
TOTAL		236

Q72 How would you rate Glen Rock on having the following?

Answered: 362 Skipped: 137



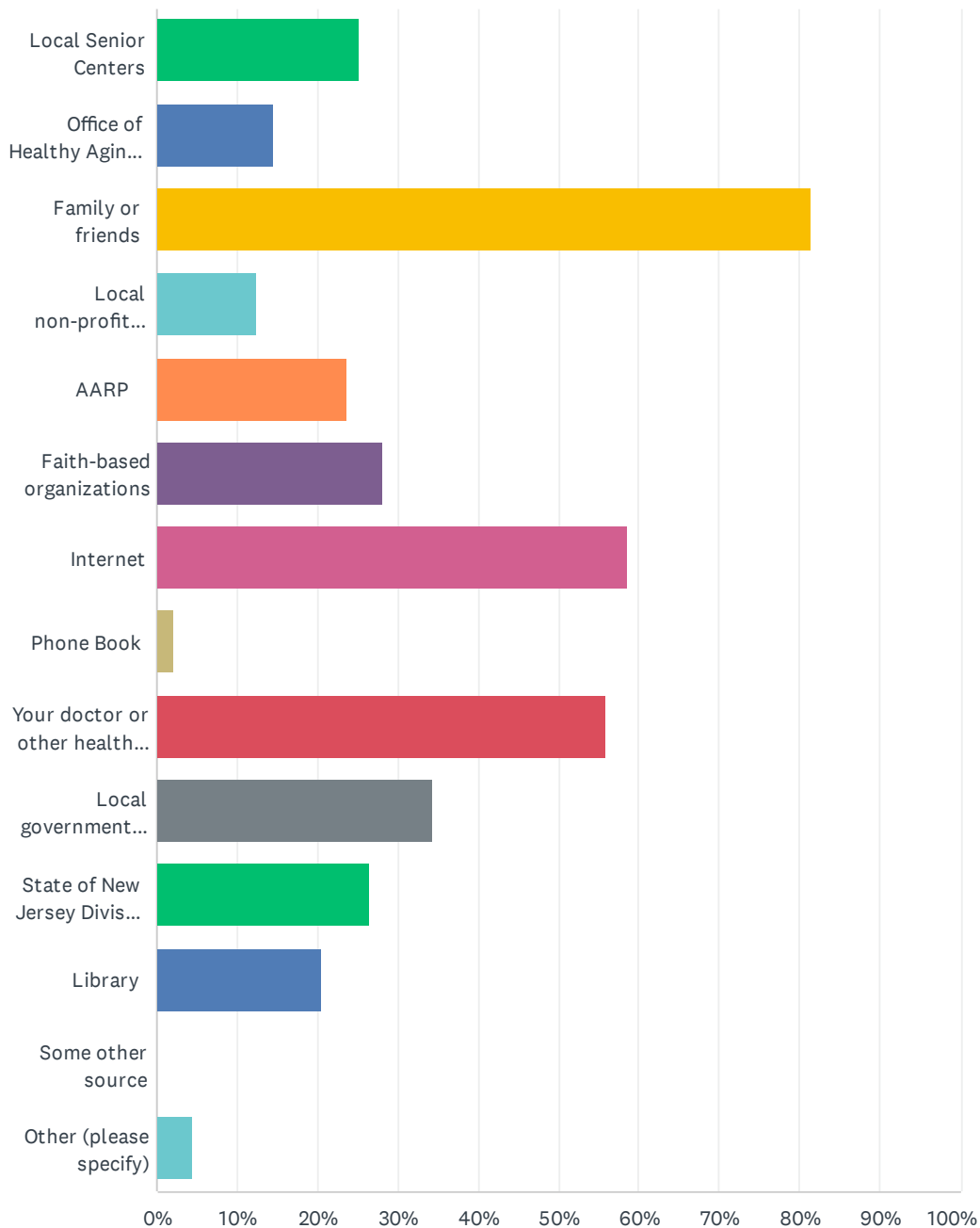
Age Friendly - Senior Survey



	EXCELLENT	VERY GOOD	GOOD	FAIR	POOR	DON'T KNOW/NOT SURE	TOTAL
A range of flexible job opportunities for older adults	0.00% 0	0.55% 2	3.04% 11	10.22% 37	20.72% 75	65.47% 237	362
Job training opportunities for older adults who want to learn new job skills within their job or get training in a different field of work	0.28% 1	0.83% 3	1.94% 7	5.28% 19	19.44% 70	72.22% 260	360
Jobs that are adapted to meet the needs of people with disabilities	0.00% 0	0.56% 2	1.94% 7	3.06% 11	13.61% 49	80.83% 291	360
Policies that ensure older adults can continue to have equal opportunity to work for as long as they want or need to regardless of their age	0.55% 2	1.39% 5	2.22% 8	4.99% 18	11.08% 40	79.78% 288	361

Q73 Which of the following resources would you turn to if you, a family member, or friend needed information about services for older adults such as caregiving services, home delivered meals, home repair, medical transport, or social activities? [CHOOSE ALL THAT APPLY]

Answered: 333 Skipped: 166

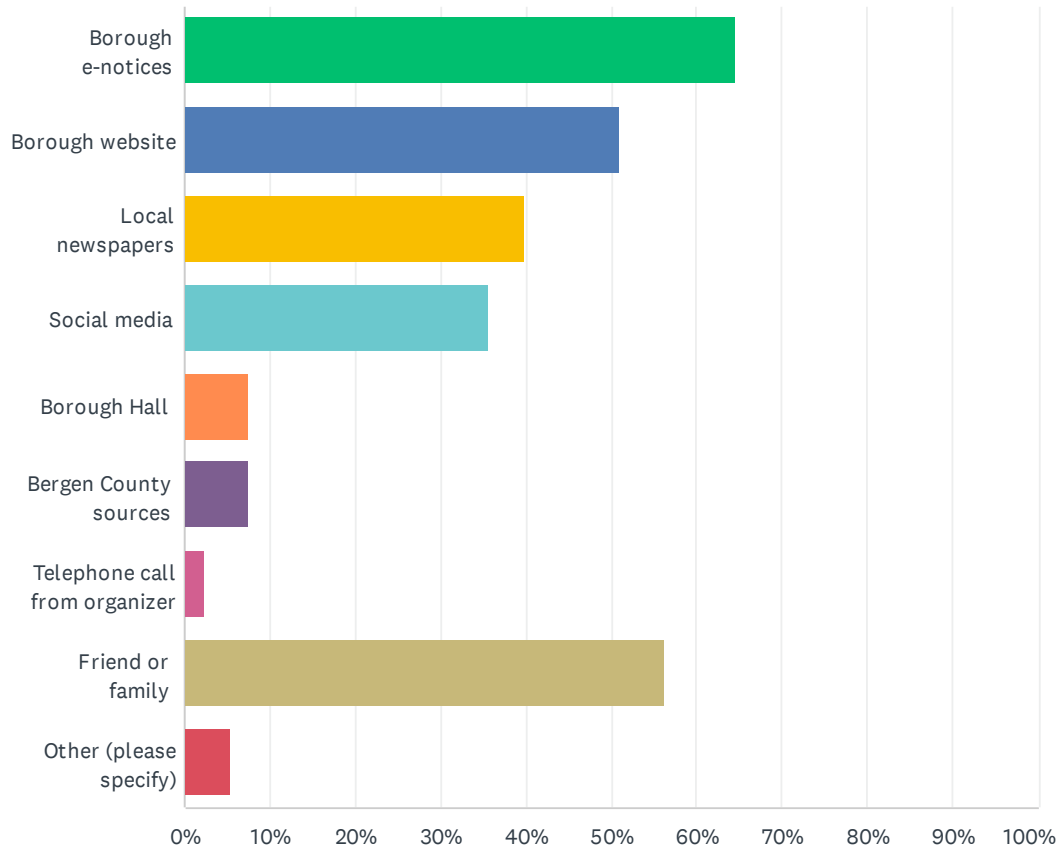


Age Friendly - Senior Survey

ANSWER CHOICES	RESPONSES	
Local Senior Centers	25.23%	84
Office of Healthy Aging (federal agency)	14.41%	48
Family or friends	81.38%	271
Local non-profit organization	12.31%	41
AARP	23.72%	79
Faith-based organizations	28.23%	94
Internet	58.56%	195
Phone Book	2.10%	7
Your doctor or other health care professional	55.86%	186
Local government offices like the Bergen County Health Department	34.23%	114
State of New Jersey Division of Aging Services	26.43%	88
Library	20.42%	68
Some other source	0.00%	0
Other (please specify)	4.50%	15
Total Respondents: 333		

Q74 Where do you get your information about activities and services now? [CHOOSE ALL THAT APPLY]

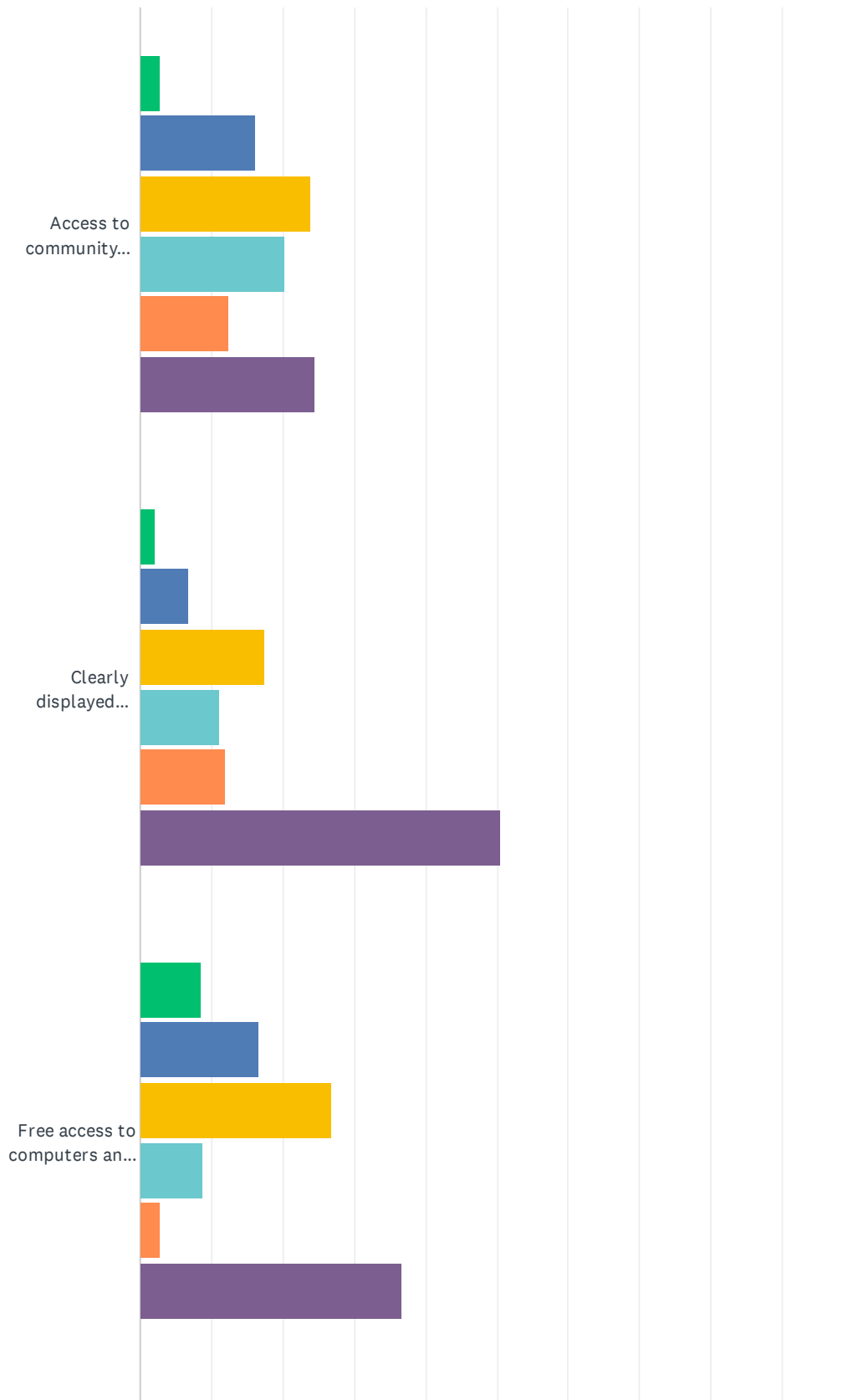
Answered: 339 Skipped: 160



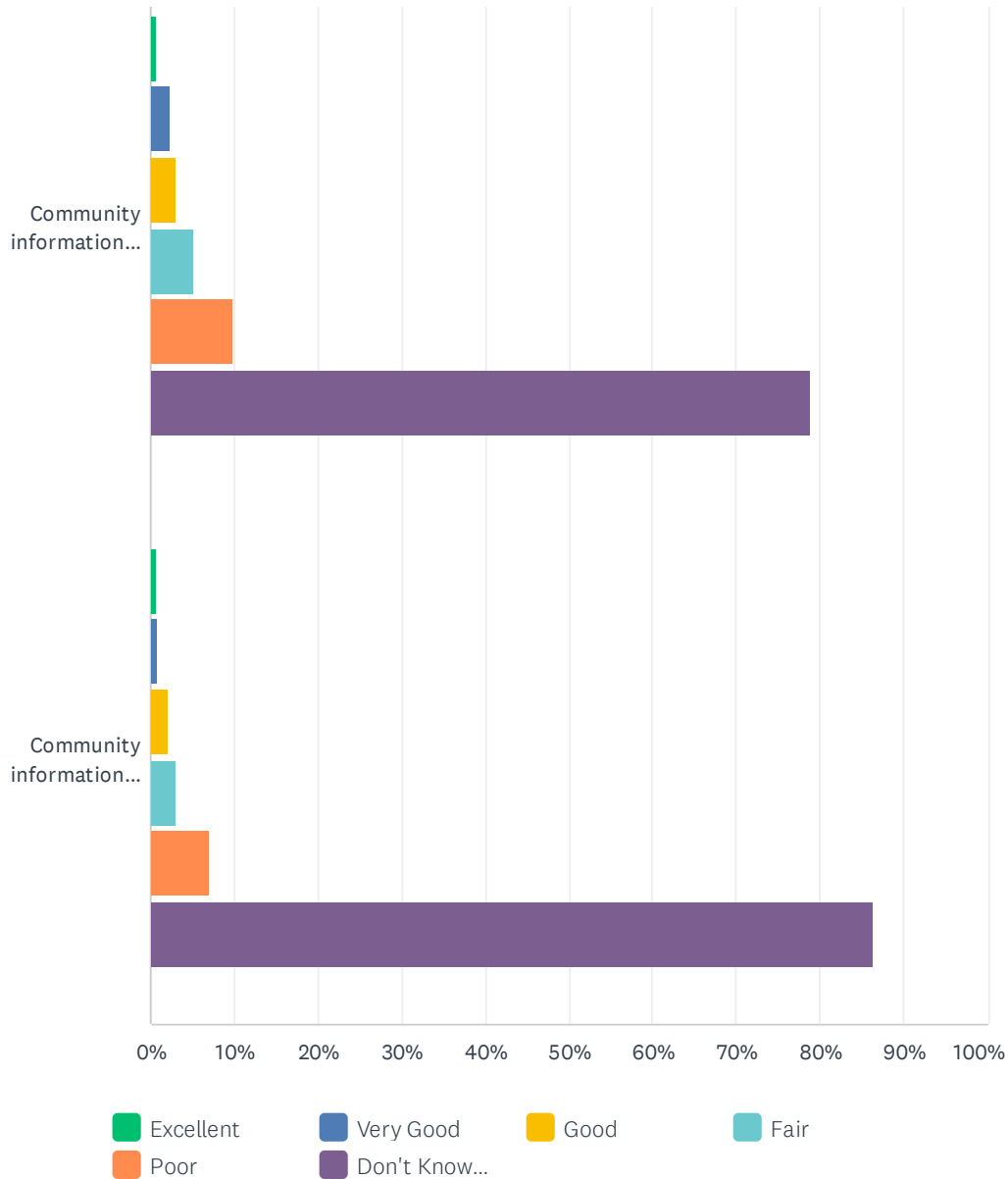
ANSWER CHOICES	RESPONSES	
Borough e-notices	64.60%	219
Borough website	51.03%	173
Local newspapers	39.82%	135
Social media	35.69%	121
Borough Hall	7.37%	25
Bergen County sources	7.37%	25
Telephone call from organizer	2.36%	8
Friend or family	56.34%	191
Other (please specify)	5.31%	18
Total Respondents: 339		

Q75 How would you rate Glen Rock on having the following?

Answered: 335 Skipped: 164



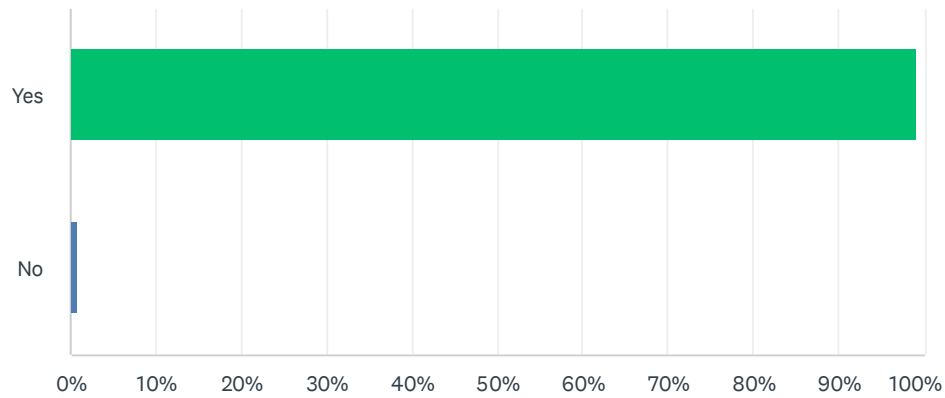
Age Friendly - Senior Survey



	EXCELLENT	VERY GOOD	GOOD	FAIR	POOR	DON'T KNOW/NOT SURE	TOTAL
Access to community information in one central source	2.69% 9	16.17% 54	23.95% 80	20.36% 68	12.28% 41	24.55% 82	334
Clearly displayed printed community information with large lettering	2.10% 7	6.91% 23	17.42% 58	11.11% 37	12.01% 40	50.45% 168	333
Free access to computers and the Internet in public places such as the library, senior centers, or government buildings	8.43% 28	16.57% 55	26.81% 89	8.73% 29	2.71% 9	36.75% 122	332
Community information that is delivered in person to people who may have difficulty or may not be able to leave their home	0.60% 2	2.40% 8	3.00% 10	5.11% 17	9.91% 33	78.98% 263	333
Community information that is available in a number of different languages	0.61% 2	0.91% 3	2.13% 7	3.04% 10	6.99% 23	86.32% 284	329

Q76 Do you have access to a computer for email and internet searches?

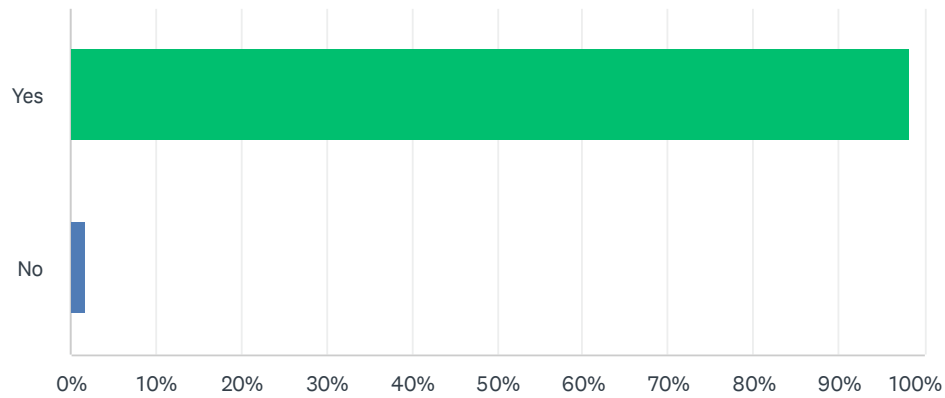
Answered: 342 Skipped: 157



ANSWER CHOICES	RESPONSES	
Yes	99.12%	339
No	0.88%	3
TOTAL		342

Q77 Do you have a cellphone?

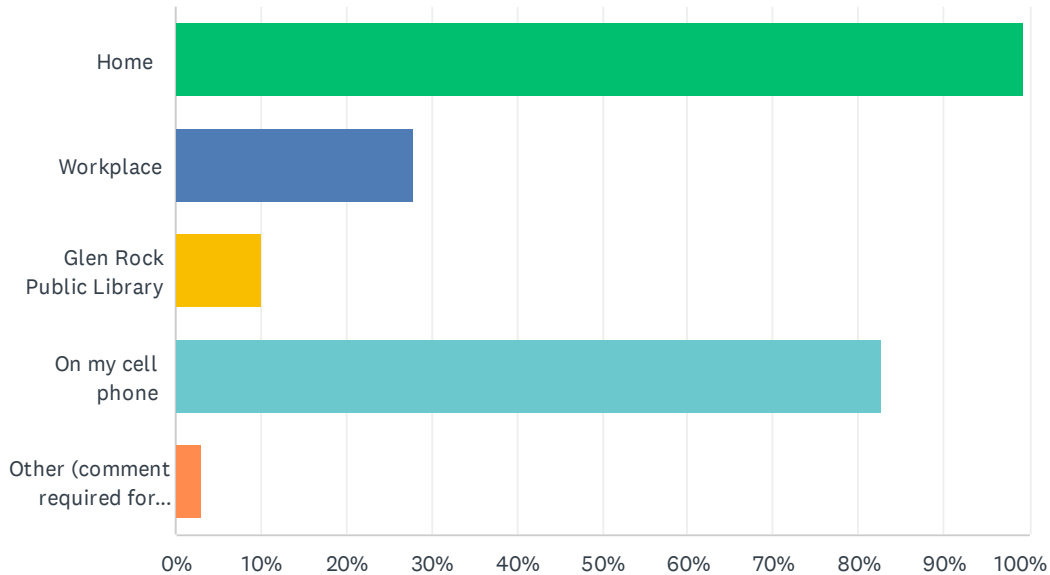
Answered: 340 Skipped: 159



ANSWER CHOICES	RESPONSES	
Yes	98.24%	334
No	1.76%	6
TOTAL		340

Q78 If you have access to a computer/internet, please choose all the places where you use it. [CHECK ALL THAT APPLY]

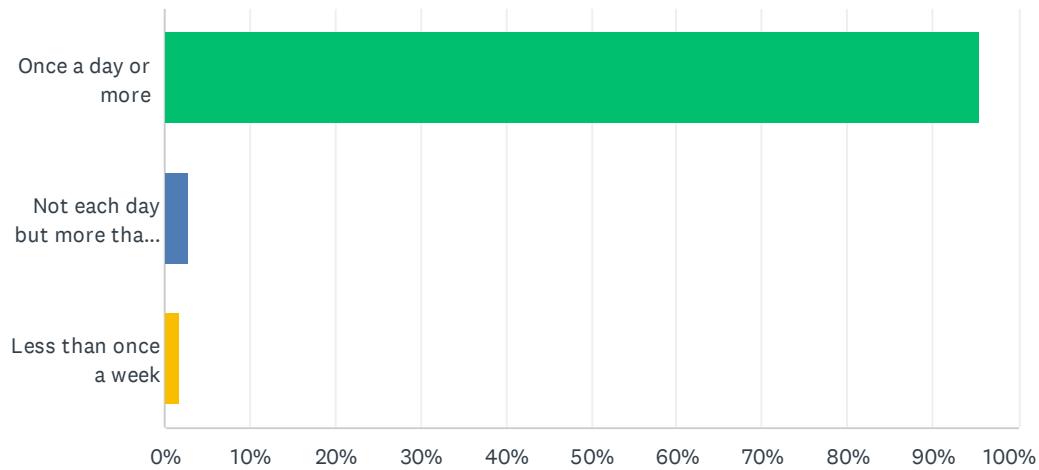
Answered: 341 Skipped: 158



ANSWER CHOICES	RESPONSES	
Home	99.41%	339
Workplace	27.86%	95
Glen Rock Public Library	9.97%	34
On my cell phone	82.70%	282
Other (comment required for this answer choice)	2.93%	10
Total Respondents: 341		

Q79 If you have access to a computer how often do you use it?

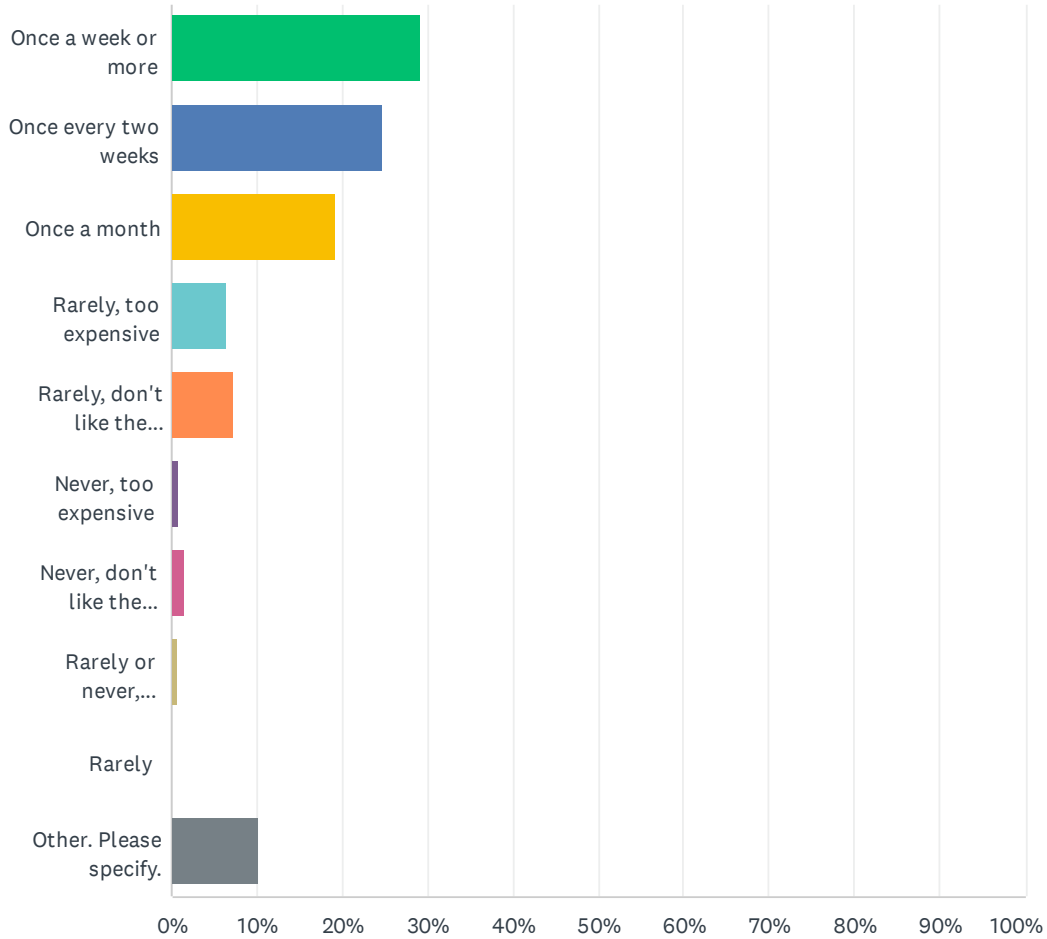
Answered: 337 Skipped: 162



ANSWER CHOICES	RESPONSES	
Once a day or more	95.55%	322
Not each day but more than once a week	2.67%	9
Less than once a week	1.78%	6
TOTAL		337

Q80 How many times a week do you eat in Glen Rock restaurants or get take-out food from them?

Answered: 340 Skipped: 159

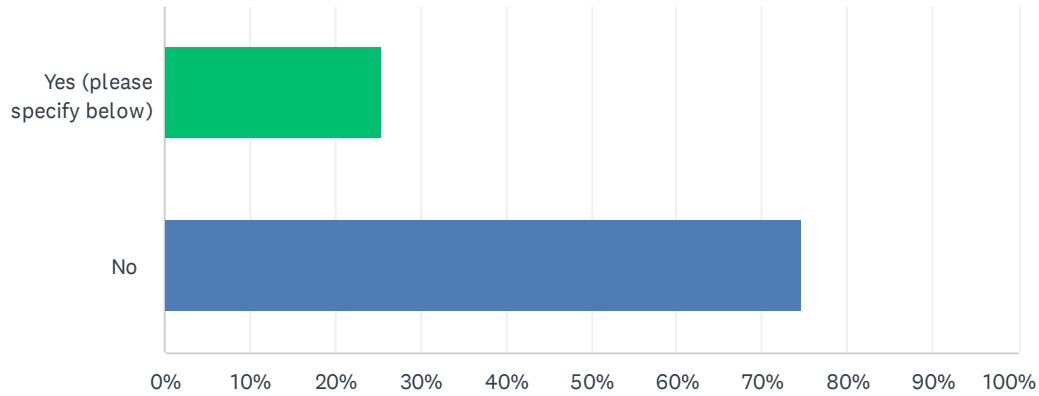


Age Friendly - Senior Survey

ANSWER CHOICES	RESPONSES	
Once a week or more	29.12%	99
Once every two weeks	24.71%	84
Once a month	19.12%	65
Rarely, too expensive	6.47%	22
Rarely, don't like the choices	7.35%	25
Never, too expensive	0.88%	3
Never, don't like the choices	1.47%	5
Rarely or never, difficult to get there	0.59%	2
Rarely	0.00%	0
Other. Please specify.	10.29%	35
TOTAL		340

Q81 Do you have any concerns about your life in Glen Rock that were not addressed by this survey?

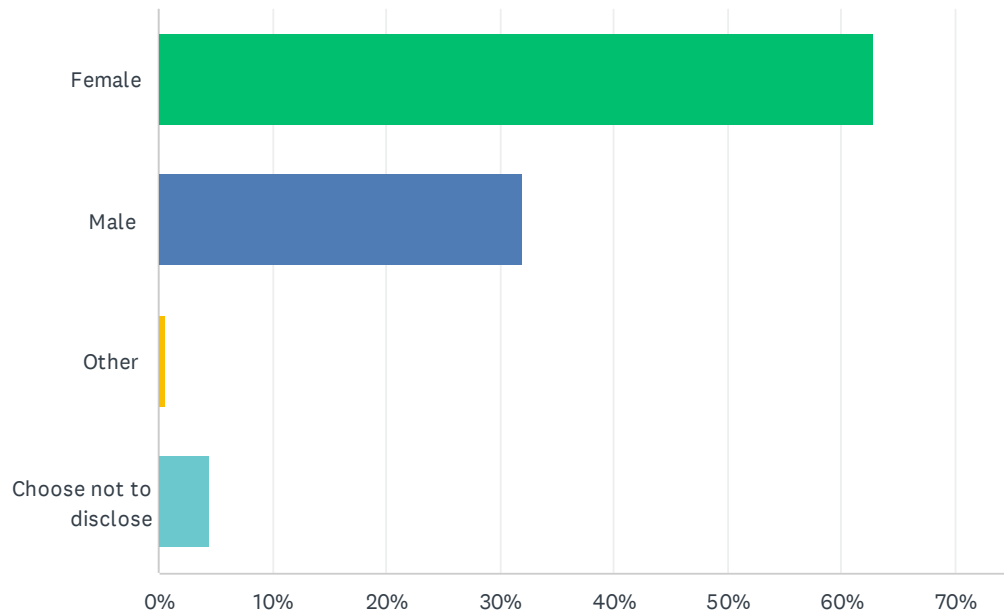
Answered: 323 Skipped: 176



ANSWER CHOICES		RESPONSES	
Yes (please specify below)		25.39%	82
No		74.61%	241
TOTAL			323

Q82 Do you identify as:

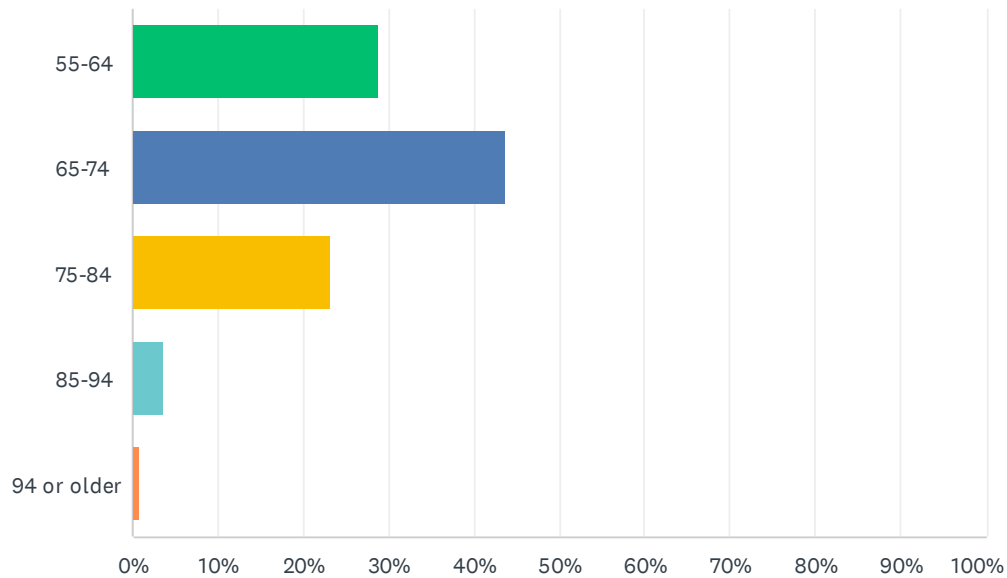
Answered: 337 Skipped: 162



ANSWER CHOICES	RESPONSES	
Female	62.91%	212
Male	32.05%	108
Other	0.59%	2
Choose not to disclose	4.45%	15
TOTAL		337

Q83 What was your age as of your last birthday?

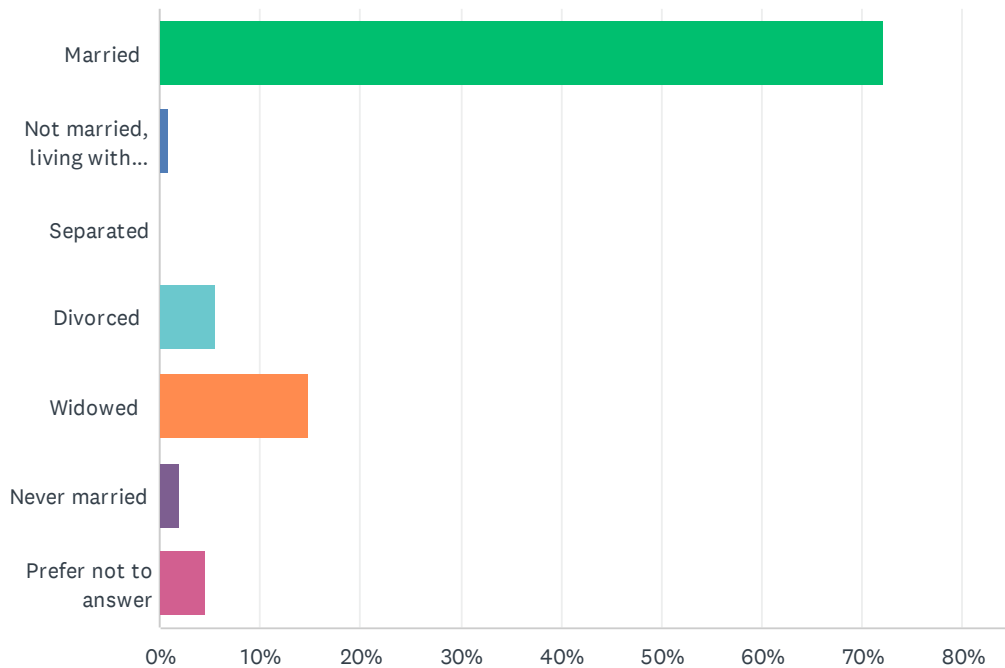
Answered: 337 Skipped: 162



ANSWER CHOICES	RESPONSES	
55-64	28.78%	97
65-74	43.62%	147
75-84	23.15%	78
85-94	3.56%	12
94 or older	0.89%	3
TOTAL		337

Q84 What is your current marital status?

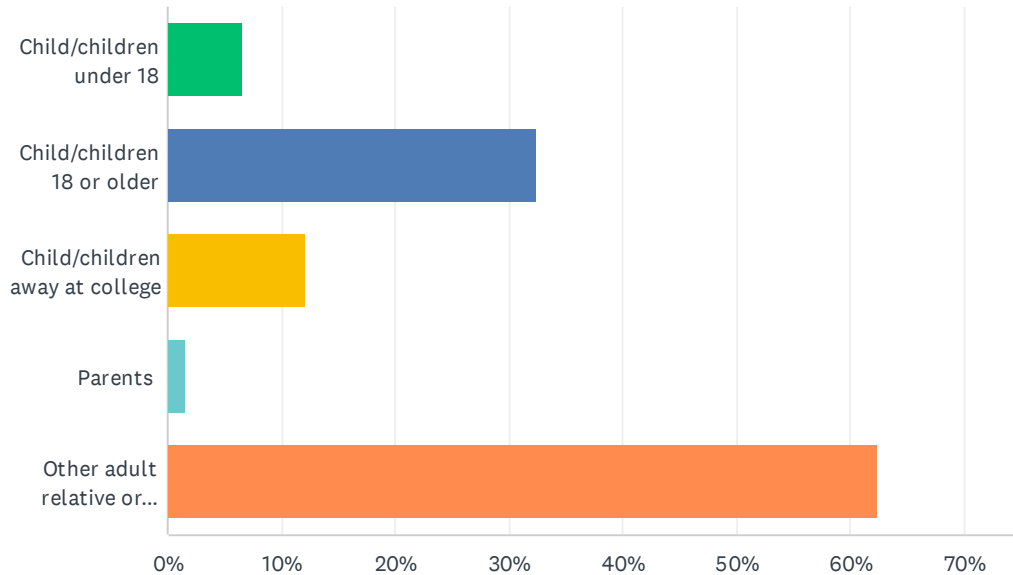
Answered: 337 Skipped: 162



ANSWER CHOICES	RESPONSES	
Married	72.11%	243
Not married, living with partner	0.89%	3
Separated	0.00%	0
Divorced	5.64%	19
Widowed	14.84%	50
Never married	2.08%	7
Prefer not to answer	4.45%	15
TOTAL		337

Q85 Besides you, do you have any of the following people living in your household? [CHECK ALL THAT APPLY]

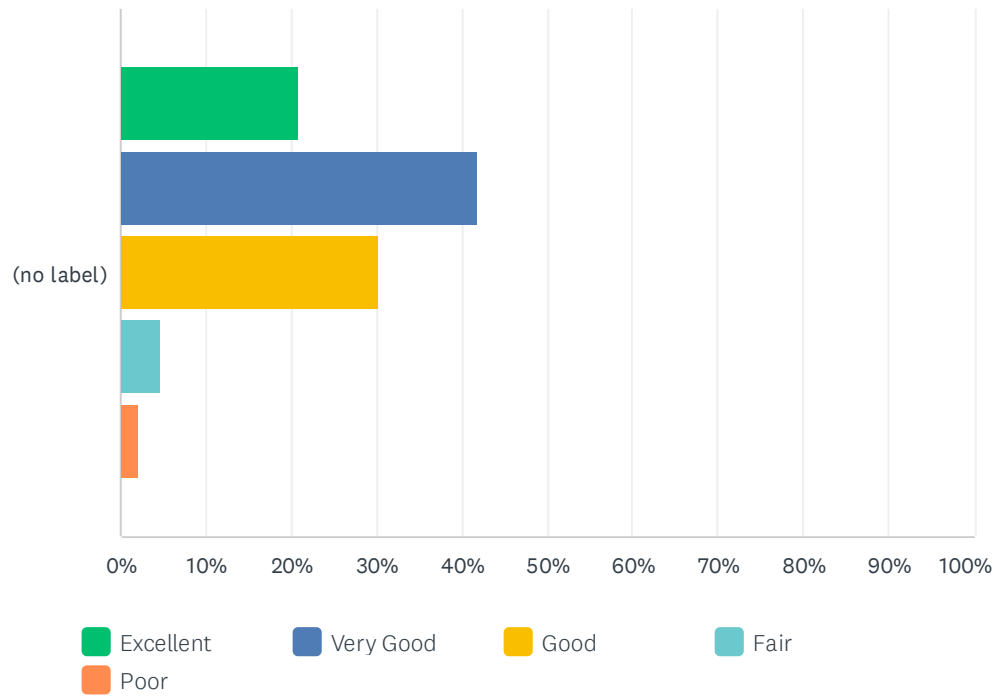
Answered: 197 Skipped: 302



ANSWER CHOICES	RESPONSES	
Child/children under 18	6.60%	13
Child/children 18 or older	32.49%	64
Child/children away at college	12.18%	24
Parents	1.52%	3
Other adult relative or friend 18 or older	62.44%	123
Total Respondents: 197		

Q86 In general, how would you rate your health?

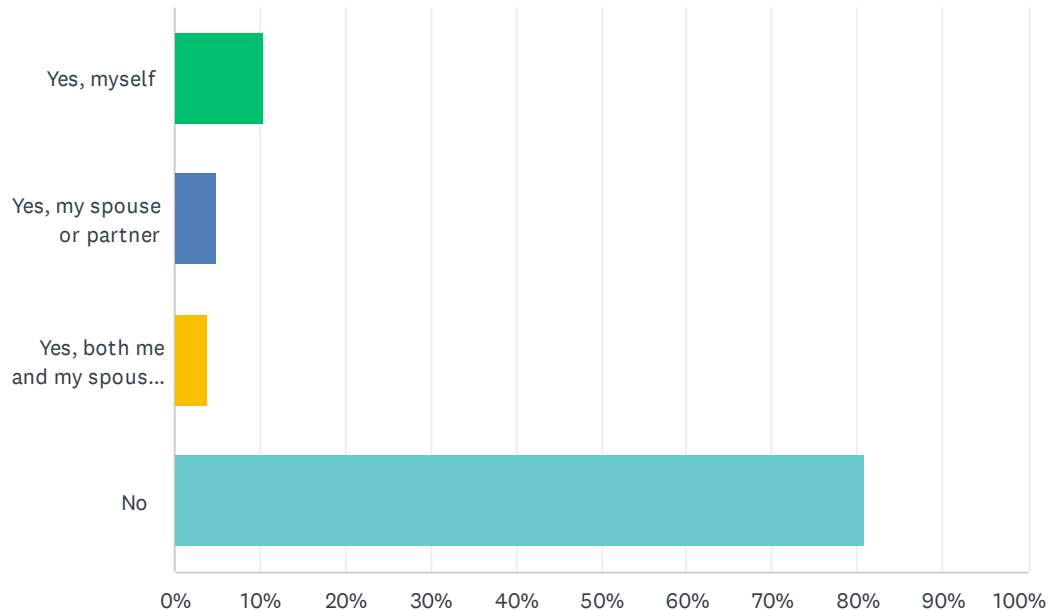
Answered: 339 Skipped: 160



	EXCELLENT	VERY GOOD	GOOD	FAIR	POOR	TOTAL	WEIGHTED AVERAGE
(no label)	20.94%	41.89%	30.38%	4.72%	2.06%	339	2.25
	71	142	103	16	7		

Q87 Does any disability, handicap, or chronic disease keep you or your spouse or partner from participating fully in work, school, housework, or other activities? [CHECK ONLY ONE]

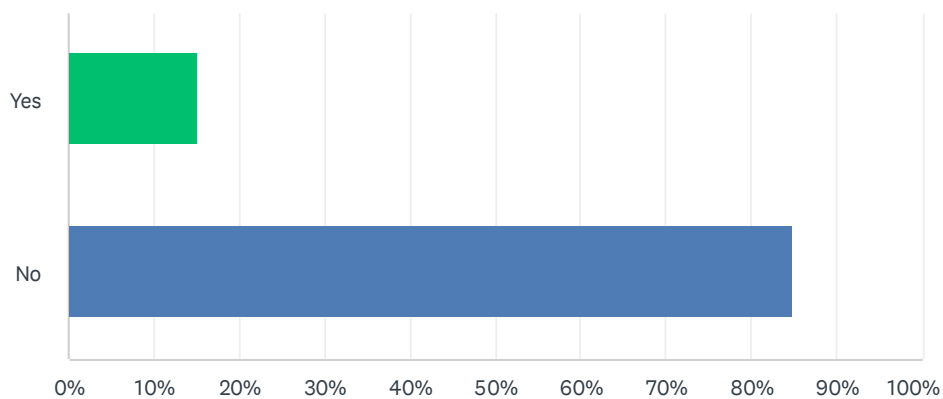
Answered: 332 Skipped: 167



ANSWER CHOICES	RESPONSES	
Yes, myself	10.54%	35
Yes, my spouse or partner	4.82%	16
Yes, both me and my spouse or partner	3.92%	13
No	80.72%	268
TOTAL		332

Q88 A family caregiver is someone who provides care for an adult loved one who is ill, frail, elderly, or has a physical, mental, or emotional disability. This care may include helping with personal needs like bathing or dressing, meals, household chores, shopping, transportation, managing medical care or finances, or even visiting regularly to see how they are doing. This adult need not live with you. Are you currently a family caregiver providing unpaid care to an adult loved one to help them take care of themselves?

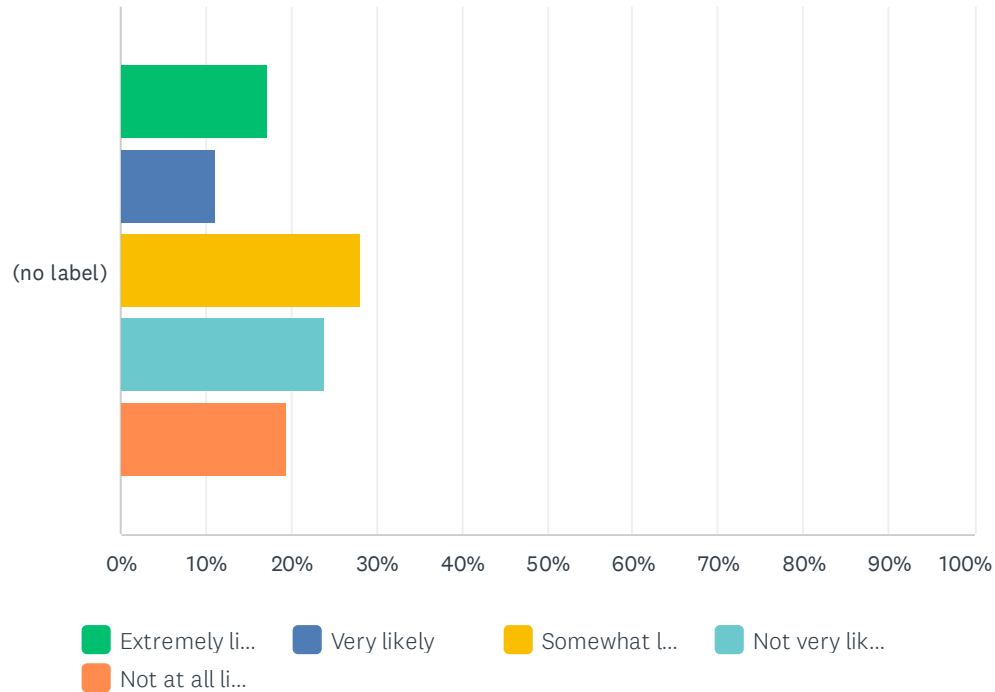
Answered: 338 Skipped: 161



ANSWER CHOICES	RESPONSES	
Yes	15.09%	51
No	84.91%	287
TOTAL		338

Q89 How likely is it that you will provide unpaid care to an adult loved one in the future?

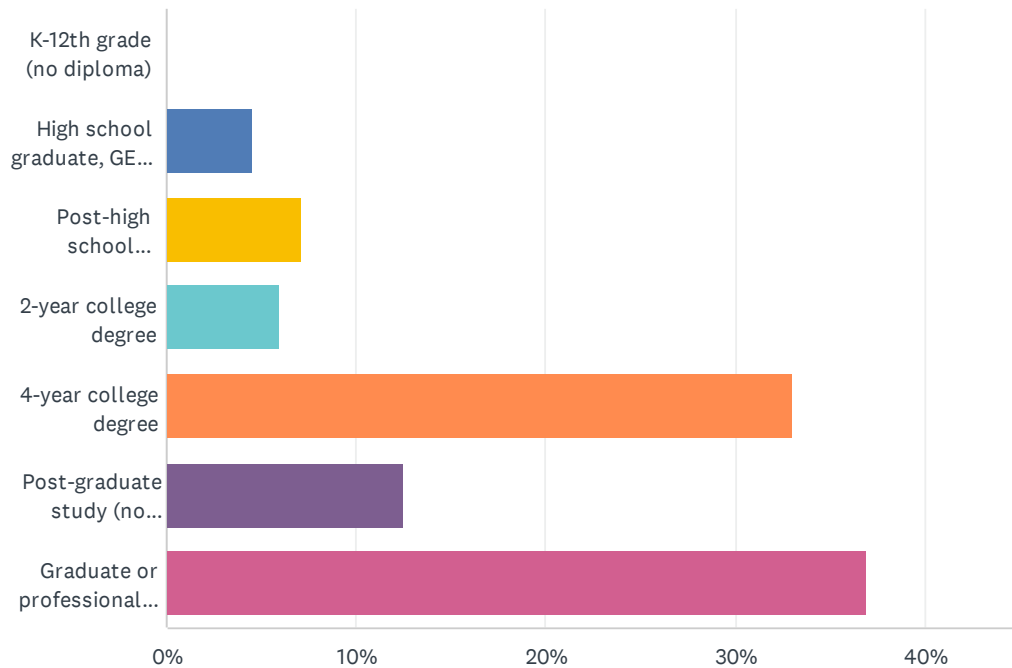
Answered: 334 Skipped: 165



	EXTREMELY LIKELY	VERY LIKELY	SOMEWHAT LIKELY	NOT VERY LIKELY	NOT AT ALL LIKELY	TOTAL	WEIGHTED AVERAGE
(no label)	17.37% 58	11.08% 37	28.14% 94	23.95% 80	19.46% 65	334	3.17

Q90 What is the highest level of education that you completed?

Answered: 336 Skipped: 163



ANSWER CHOICES	RESPONSES	
K-12th grade (no diploma)	0.00%	0
High school graduate, GED or equivalent	4.46%	15
Post-high school education/training (no degree)	7.14%	24
2-year college degree	5.95%	20
4-year college degree	33.04%	111
Post-graduate study (no degree)	12.50%	42
Graduate or professional degree(s)	36.90%	124
TOTAL		336

Q91 If you would like to join the Glen Rock Senior Citizen Contact list please provide your name, address and email. Your information will remain completely confidential and will only be used for senior-focused Borough Communication.

Answered: 137 Skipped: 362